

TEXACRAFT®

CONTACT
DOUG SILVA
925 518-2144 OR 512 879-6290
doug.silva@indoff.com

2024



The Factory Tour



A host of machines that cut and bend the extrusions go to work forming the frames. Stacks upon stacks of cut extrusions make their way to the welding room where any one of 59 welding booths awaits the delivery.



Other departments in the factory are creating furniture components. Some of which include the aluminum stamping machine. This device takes blank aluminum sheets that are placed underneath a die that punches out patterns and shapes for our stamped table tops.



Keeping abreast of the latest manufacturing technology helps us keep costs down while keeping the process lean and efficient. The addition of several robotic welders has proven this approach to be worthwhile. More robotic welding stations are being planned for.



After receiving several washes, the frames are quickly dried and enter the powder coating booths. The thick coating of polyester powder covers the raw aluminum with an extremely durable, protective finish coat.



The upholstery department is another large part of the factory where thousands of bolts of fabric, stacks and rolls of foam and fiber are warehoused. Several large cutting tables cut the fabric from patterns in preparation for sewing at any one of the 40 sewing stations.



When completed, the furniture is inspected, securely wrapped for protection and placed into a heavy duty corrugated box for shipping. A newly installed box making machine makes boxes custom sized for each piece of furniture. A process that only takes seconds to complete.



We take quality very seriously. We have our own in-house testing laboratory. This department has many different stations that test the quality of the paint, extrusions, vinyl, etc. Stress tests are also conducted to ensure the frames are strong enough to withstand commercial use.



Pride in Quality. That's what the more than 850 employees of Texacraft focus on every day. We thank you for your business.

Table of Contents

Alternative Seat Material

- 8 Surf Suncloth Weave
- 12 Meza Suncloth Weave
- 16 Meza Aluminum Slat
- 20 Fountainhead
- 24 Seascape

Woven

- 28 Em
- 32 Nexus
- 44 Coeur d'Alene
- 50 Alon
- 52 Zuma
- 54 Lantana
- 58 Southern Cay Woven

Cushion

- 60 Era Modular
- 64 Southern Cay Cushion Modular
- 66 Southern Cay Cushion
- 68 Vibe Modular
- 72 Array Modular
- 76 Edge Modular Cushion
- 78 Structure

Sling

- 80 Meza Sling
- 82 Vision Sling
- 84 Vision Padded Sling
- 86 Array Daybed
- 88 Array Sling
- 90 Southern Cay Sling
- 92 Edge Sling
- 94 Edge Padded Sling
- 96 Scandia Sling
- 98 Key West Sling

Recycled Materials

- 100 Lagoon
- 107 Euro Form
- 116 Texawood

Vinyl Strap

- 120 Scandia Vinyl Crossweave
- 122 Adirondack Chairs
- 123 Chelsea
- 124 Oasis Vinyl Strap and Sling
- 126 Splash Vinyl Strap

Tops And Tables

- 128 Extruded Aluminum Table Slat Tops
- 129 Table Bases For Aluminum Slat Tops
- 130 Seascape Tables
- 131 Meza Fully Welded Aluminum Tables
- 132 Cafe Dining And Bar Tables
- 133 Portico Restaurant Collection
- 134 Matrix Stamped Aluminum Tables
- 135 Starburst Stamped Aluminum Tables
- 136 Fully Welded Aluminum Slat Top Tables
- 136 Fiberglass Slate Tables
- 137 Acrylic Tables
- 138 Fiberglass Cubes

Miscellaneous

- 139 Outdoor Power Stations
- 142 Site Furnishings
- 149 Dog Park Site Furnishings
- 152 Fiberglass Planters & Containers
- 156 Prism Fire Tables
- 158 Nest Gas Lantern
- 159 Mirage In-Pool Collection
- 163 Mirage Seating
- 166 Mirage Planters
- 168 Outdoor Games
- 173 Cabanas
- 178 Daybeds
- 179 Casual Extras -
Shade Structure & Towel Valet
- 180 Umbrellas & Umbrella Bases
- 189 Frame Finishes
- 190 Vinyl Colors & Fiberglass Finishes
- 192 Fabrics
- 209 Replacement Cushions and
Optional Seat Pads

Style Guide - Chairs



Alon
M81001



Coeur d'Alene
M74001AC



Em
M8501



Em
M8502



Lantana
M75001



Lantana
M75004



Nexus Rosewood
M77001



Nexus Driftwood
M77004D



Southern Cay Woven
M76001



Zuma
M87002



Array Modular
M31002



Edge Modular
M34002



Era
M58002



Southern Cay Modular
M35002



Southern Cay Cushion
M36001



Structure
M28002



Vibe Modular
M32002



Array Sling
M5101S



Edge Sling
M5201S
Also available in Padded Sling



Scandia Sling
M4501S



Southern Cay Sling
M66001



Vision Sling
M4401S
Also available in Padded Sling



Key West Sling
M8001R



Oasis Sling
M4009S



Meza Suncloth Weave
M5601ASC

Style Guide - Chairs



Meza Suncloth Weave
M5601SC



Surf Suncloth Weave
M8301A



Surf Suncloth Weave
M8301



Meza
M5601A
M5601 Armless



Seascape
M82001
M82010 Armless



Fountainhead
M70001A



Fountainhead
M70001



Lagoon
Koppla
7027-OG



Lagoon
Rue
7025-N4



Lagoon
Alissa
7050-B7



Lagoon
Sensilla
7052-YF



Lagoon
Nido
7055-V5



Lagoon
Brazo
7202-N3



Lagoon
Milos
7203A-G6



Lagoon
Milo
7023B-B9



Euro Form
Bora Armchair
40242.16.000



Euro Form
Bora Bistro Chair
40243.07.000



Euro Form
Trill Armchair
40250.56.000



Euro Form
Trill Bistro Chair
40253.49.000



Euro Form
Doga Armchair
40254.21.000



Euro Form
Doga Bistro Chair
40255.18.000



Euro Form
40256.16.000
Doga Relax Chair



Scandia Vinyl
Crossweave
M4501CW



Oasis Vinyl
Crossweave
M3005RCW



Splash Vinyl Strap
M4009

Style Guide - Chaise Lounges



Alon
M81009



Em
M8509



Lantana
M75009



Nexus
M77009
Nexus Double M77069



Southern Cay Woven
M76009A



Zuma
M87009



Era
M58009
Era XL M58069



Southern Cay Cushion
M36009



Structure
M28009



Vibe
M32009



Fountainhead
M70009




Seascape
M82009



Meza Suncloth Weave
M5609SC



Surf Suncloth Weave
M8309



Surf Suncloth Weave
M8329



Array Sling
M5129SR



Edge Padded Sling
M5209PS
Edge Sling M5209S



Edge Sling
M5229S
Edge Padded Sling M5229PS



Meza Sling
M5609S



Scandia Sling
M4509S



Southern Cay Sling
M66009



Southern Cay Sling
M66009A



Vision Sling
M4409S



Vision Padded Sling
M4409PS

Style Guide - Chaise Lounges



Key West Sling
M8009



Key West Sling
M7229R



Oasis Sling
M4102S



Euro Form
Atlantico Chaise
40450.00.104



Oasis Vinyl Crossweave
M3105CW



Scandia Vinyl Crossweave
M4509CW



Splash Vinyl Strap
M4102



Surf Suncloth Weave

Finish - Smooth White Woven Fabric - 2018



Designed by John Caldwell

Surf Suncloth Weave



M8301A
Nesting Dining Chair
Suncloth Weave with Arms
27.75"W 28.5"D 41.25"H 16"SH 24.5"AH
Weight: 12.5



M8301
Nesting Dining Chair
Suncloth Weave Armless
24.25"W 28.5"D 41.25"H 16"SH
Weight: 11



M8314BA
Balcony Stool Suncloth Weave with Arms
27.5"W 28.5"D 43.75"H 23.75"SH 32"AH
Weight: 13.5



M8314B
Balcony Stool Suncloth Weave
Armless
23.75"W 28.5"D 43.75"H 23.75"SH
Weight: 12



M8314A
Bar Stool Suncloth Weave with Arms
27.5"W 28.5"D 46.75"H 28"SH 36"AH
Weight: 14.5



M8314
Bar Stool Suncloth Weave Armless
23.75"W 28.5"D 46.75"H 28"SH
Weight: 13

suncloth weave color options




WHITE 2015



MICA 2016



SPA 2019



MARINE 2018



COAL 2017

The weave is made from Sunbrella® performance yarns. The weave is offered as a 1-color solid in width of 1.75 inches and features good stretch and recovery, providing comfort when used in load bearing applications and remaining taut when not in use.

- Transitional “Retro” Design
- Aluminum Frame
- Soft Seating Comfort
- Acrylic “Suncloth” Weave Material available in 5 colors
- Weave material has good stretch and recovery
- “Suncloth” has same cleaning properties as acrylic fabric
- Excellent UV, mold/mildew resistant properties
- Frame Finish selection page 189

Surf Suncloth Weave

Finish - Antique Bisque Fabric - 2016



Lounge chairs shown above are pictured with optional lumbar pillows. See page 215.




M8302A
Nesting Xtra Wide Lounge Chair
Suncloth Weave
36.75"W 37"D 39"H 15.25"SH 19.5"AH
Weight: 18



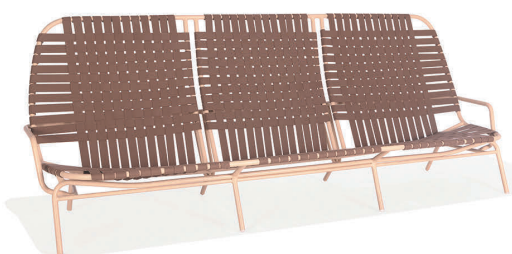
M8302
Nesting Xtra Wide Lounge Chair
Suncloth Weave Armless
33.75"W 37"D 39"H 15.25"SH
Weight: 16



M8308
Ottoman
Suncloth Weave
25"W 20.5"D 14.5"H
Weight: 8.5



M8322
Loveseat, Suncloth Weave
75.625"W 34"D 39"H 15"SH 19"AH
Weight: 32.5



M8303
Sofa Suncloth Weave
107"W 34"D 39"H 15"SH 19"AH
Weight: 56




M8307
Oval Coffee Table
with stamped aluminum top
81"W 31"D 18"H
Weight: 68

Surf Suncloth Weave



M8309
Stacking Chaise Lounge
Suncloth Weave
31"W 84.75"D 40.25"H 14.625"SH
Weight: 33



M8329
Fixed Stacking Chaise Lounge
Suncloth Weave
31"W 81"D 14.625"H
Weight: 32.5



M8318
18" Occasional Table
with stamped aluminum top
22.25"W 22.5"D 18.75"H
Weight: 12



M8348R-CT
48" Round Chat Table
with stamped aluminum top
48"W 48"D 17.5"H
Weight: 56



M8386-ST
44 x 86 Oval Dining Table
with stamped aluminum top
and umbrella hole
44.5"W 86.5"D 28.25"H
Weight: 100



M8342R-BST
42" Round Balcony Height Table
with stamped aluminum top
and umbrella hole
42"W 42"D 36.25"H
Weight: 48



M8342R-HST
42" Round Bar Height Table
with stamped aluminum top
and umbrella hole
42"W 42"D 40.25"H
Weight: 50



M8348R-ST
48" Round Dining Table
with stamped aluminum top
and umbrella hole
48"W 48"D 28.25"H
Weight: 58



M8342R-ST
42" Round Dining Table
with stamped aluminum top
42"W 42"D 28.25"H
Weight: 46


suncloth weave color options




WHITE 2015




MICA 2016



SPA 2019



MARINE 2018



COAL 2017

- Transitional "Retro" Design
- Soft Seating Comfort
- Aluminum Frame
- Stamped Aluminum Tops
- Acrylic "Suncloth" Weave Material available in 5 colors

- Weave material has good stretch and recovery
- "Suncloth" has same cleaning properties as acrylic fabric
- Excellent UV, mold/mildew resistant properties
- Frame Finish selection page 189

Meza Suncloth Weave

Finish - Bronze Woven Fabric - 2016



Designed by John Caldwell



M5601ASC
Nesting Dining Chair
Suncloth Weave with Arms
26.5"W 26.5"D 33"H 17.125"SH 24.75"AH
Weight: 16.5



M5601SC
Nesting Dining Chair
Suncloth Weave Armless
22.5"W 26.5"D 33"H 17.125"SH
Weight: 14



M5604SC
Nesting Lounge Chair
Suncloth Weave
26.5"W 29.75"D 30.625"H 16.5"SH 22.5"AH
Weight: 15.5



M5608SC
Ottoman
Suncloth Weave
24.75"W 16.375"D 16.375"H
Weight: 12.5




M5607SC
Nesting Spa Chair
Suncloth Weave
26.5"W 25.875"D 26"H 9.5"SH 17"AH
Weight: 15



M5609SC
Nesting Chaise Lounge
Suncloth Weave w/Wheels
33.5"W 81"D 44.5"H 16.5"SH 22"AH
Weight: 33

suncloth weave color options




WHITE 2015




MICA 2016



SPA 2019



MARINE 2018



COAL 2017

- Transitional Design
- Perfectly Suited For Restaurant Seating
- Chairs are also available In Aluminum Slat Or Sling Seat Buckets

- Soft Seating Comfort
- 1 3/4" Suncloth Weave
- Available In All Frame Finishes
- See page 131 for recommended tables

Meza Suncloth Weave

Finish - Smooth White Fabric - 2018



Designed by John Caldwell

Meza Suncloth Weave



M5605SC
Bar Stool with arms, Suncloth Weave
26.5"W 26.5"D 44.5"H 28.125"SH 35.25"AH
Weight: 21.5



M5605BASC
Bar Stool without arms, Suncloth Weave
22.5"W 26.5"D 44.5"H 28.125"SH
Weight: 19



M5694SC
Backless Bar Stool, Suncloth Weave
22.5"W 19.25"D 28.125"H
Weight: 13



M5605BSC
Balcony Stool with arms, Suncloth Weave
26.5"W 26.5"D 39.125"H 23.125"SH
30.875"AH
Weight: 20.5



M5605BASC
Balcony Stool without arms, Suncloth Weave
22.5"W 26.5"D 39.125"H 23.125"SH
Weight: 15



M5694BSC
Backless Balcony Stool, Suncloth Weave
22.5"W 19.25"D 23.125"H
Weight: 10.5

The weave is made from Sunbrella® performance yarns. The weave is offered as a 1-color solid in width of 1.75 inches and features good stretch and recovery, providing comfort when used in load bearing applications and remaining taut when not in use.




suncloth weave color options




WHITE 2015




MICA 2016



SPA 2019



MARINE 2018



COAL 2017

Material Attributes

- Available In A Range Of Colors
- Bleach Cleanable
- Durable
- Easy To Clean
- Good Stretch & Recovery
- Mold & Mildew Resistant
- Stain Resistant
- Uv Resistant
- Weather Resistant
- See Page 131 for Recommended Tables

Meza Aluminum Slat

Finish - Driftwood Fabric - 496
Shown With Optional Bench Pad



Designed by John Caldwell

Meza Aluminum Slat



M5601A
Nesting Dining Chair Aluminum
Slat Seat with Arms
26.5"W 24.25"D 33.25"H 18.75"SH 24.75"AH
Weight: 24

M1845 Seat pad sold separately.

M1845P Premium Seat pad
sold separately.



M5601
Nesting Dining Chair Aluminum
Slat Seat Armless
22.5"W 24.25"D 33.25"H 18.75"SH
Weight: 23

M1845 Seat pad sold separately.

M1845P Premium Seat pad
sold separately.



M5604
Nesting Lounge Chair Aluminum Slat
26.25"W 27"D 22.5"AH 17"SH
22.5"AH
Weight: 24.25

M1845 Seat pad sold separately.

M1845P Premium Seat pad
sold separately.



M5607
Nesting Spa Chair
26.5"W 27"D 26.5"H 11"SH 17"AH
Weight: 21.5

M1845 Seat pad sold separately.

M1845P Premium Seat pad
sold separately.



M9630-BE
End Bench (Surface Mount)
30"W 18.5"D 18.5"H
Weight: 18

M1847 End Bench pad sold separately.

M1847P Premium End Bench pad

Only available in solid or textured fabrics. Not
available in stripe or patterned fabrics.



M9665-BE
65" Side Bench (Surface Mount)
65"W 18.5"D 18.5"H
Weight: 31

M9675-BE
75" Side Bench (Surface Mount)
75"W 18.5"D 18.5"H
Weight: 35

M1846 Side Bench pad sold separately for M9665-BE.

M1846P Premium Side Bench pad for M9665-BE

M1848 Side Bench pad sold separately for M9675-BE.

M1848P Premium Side Bench pad for M9675-BE

Only available in solid or textured fabrics. Not available in
stripe or patterned fabrics.

- Transitional design
- Perfectly suited for restaurant seating
- Created entirely from extruded aluminum
- Optional seat pads attach underneath with hidden Velcro
- Benches designed for surface mount or foot glides

- Chairs are available in aluminum slat or sling seat buckets
- Benches slightly dished for added comfort
- Available in all frame finishes (page 189)
- Premium Cushion Features (page 191)
- Regular and premium pad options (page 217)
- See page 131 for recommended tables

Meza Aluminum Slat

Finish - Antigua Fabric - 871



Designed by John Caldwell

Meza Aluminum Slat



M5605
Bar Stool
26.5"W 27.5"D 45"H 29"SH 35"AH
Weight: 28
M1845 Seat pad sold separately.
M1845P Premium Seat pad sold separately.



M5605A
Armless Barstool
22.5"W 26.825"D 45"H 29"SH
Weight: 27
M1845 Seat pad sold separately.
M1845P Premium Seat pad sold separately.



M5694
Backless Bar Stool
18.125"W 17.25"D 29"H
Weight: 13
M1849 Seat pad sold separately.
M1849P Premium Seat pad sold separately.



M5605B
Balcony Stool
26.5"W 27.5"D 40"H 24"SH 30"AH
Weight: 27
M1845 Seat pad sold separately.
M1845P Premium Seat pad sold separately.



M5605BA
Armless Balcony Stool
22.5"W 26.125"D 40"H 24"SH
Weight: 26
M1845 Seat pad sold separately.
M1845P Premium Seat pad sold separately.



M5694B
Backless Balcony Stool
18.125"W 17.25"D 24"H
Weight: 12
M1849 Seat pad sold separately.
M1849P Premium Seat pad sold separately.



M9682-ST
82" x 42" Rectangular Dining Table with umbrella hole
82"W 42"D 29.25"H
Weight: 85

M9673-ST
73" x 42" Rectangular Dining Table with umbrella hole
73"W 42"D 29.25"H
Weight: 74.5



M9682-BST
82" x 42" Rectangular Balcony Table with umbrella hole
82"W 42"D 32.5"H
Weight: 86.5

M9673-BST
73" x 42" Rectangular Balcony Table with umbrella hole
73"W 42"D 32.5"H
Weight: 76



M9682-HST
82" x 42" Rectangular Bar Table with umbrella hole
82"W 42"D 39.5"H
Weight: 88

M9673-HST
73" x 42" Rectangular Bar Table with umbrella hole
73"W 42"D 39.5"H
Weight: 77.5

- Transitional design
- Perfectly suited for restaurant seating
- Created entirely from extruded aluminum
- Optional seat pads attach underneath with hidden Velcro
- Benches designed for surface mount or foot glides
- Chairs are available in aluminum slat or sling seat buckets
- Benches slightly dished for added comfort
- Frame available in all finishes (page 189)
- Regular and premium pad options (page 217)
- Recommended tables (page 131)

Fountainhead

Finish - Latte Lumber - Birchwood



Designed by John Caldwell

Fountainhead



Shown with optional Seat Pad M1918P

M70001A

Dining Chair with Arms, Stacking
31"W 26.25"D 35"H 18"SH 24"AH
Weight: 27

M1918P Premium Seat pad sold separately.



M70001

Armless Side Chair, Stacking
26"W 26.25"D 35"H 18"SH
Weight: 25

M1918P Premium Seat pad sold separately.



M70002

Lounge Chair
30.25"W 38.25"D 40.75"H
17.75"SH 23.75"AH
Weight: 35.5

M1919P Premium Seat pad sold separately.



M70014BA

Balcony Stool with Arms
28"W 25"D 37.34"H 24.5"SH 29.75"AH
Weight: 30.5

M1918P Premium Seat pad sold separately.



M70014B

Armless Balcony Stool
27.25"W 25"D 37.75"H 24.5"SH
Weight: 28

M1918P Premium Seat pad sold separately.



M70008

Ottoman
20"W 20.25"D 14.25"H
Weight: 16.5



M70014A

Bar Stool with Arms
30.5"W 25.5"D 42"H 28.75"SH 34.25"AH
Weight: 31

M1981P Premium Seat pad sold separately.



M70014

Armless Bar Stool
26.25"W 25.5"D 42"H 28.75"SH
Weight: 28.5

M1981P Premium Seat pad sold separately.



M70006

Spa Chair, Stacking
31"W 26.75"D 27"H 10"SH 16.75"AH
Weight: 26



M70009

Chaise Lounge with wheels, Stacking
31.75"W 84.25"D 45.5"H 19.75"SH 21.75"AH
Weight: 83


M1920P Premium Chaise Lounge Seat/Back pad, sold separately.

Fountainhead Lumber Color Option

Birchwood (BI)



Coastal Gray (CG)



Natural Teak (NTK)



Fountainhead

Finish - Smooth White Lumber - Teak



Designed by John Caldwell

Fountainhead Tables

Table height dimensions are from top surface to floor. Tables are available in all frame finishes. (page 189)

Umbrella hole accommodates 1 1/2" dia. poles only.



M70018
18" Square Side Table
18.5"W 18.5"D 19"H
Weight: 12.3



M70040-CT
40" Square Cocktail Table
40"W 40"D 19.5"H
Weight: 56



M70040-ST
40" Square Dining Table (shown)
with umbrella hole
40"W 40"D 29.5"H
Weight: 61

M70051-ST
51" Square Dining Table w/umb hole
51"W 51"D 29.5"H
Weight: 91



M70040-BST
40" Square Balcony Table (shown)
with umbrella hole
40"W 40"D 36.5"H
Weight: 72

M70051-BST
51" Square Balcony Table
with umbrella hole
51"W 51"D 36.5"H
Weight: 94



M70051-HST
51" Square Bar Table (shown)
with umbrella hole
51"W 51"D 40.5H
Weight: 96

M70040-HST
40" Square Bar Table
with umbrella hole
40"W 40"D 40.5"H
Weight: 74



M70073-ST
40x73 Rectangular Dining Table
with umbrella hole
40"W 73"D 29.5"H
Weight: 99.5



M70073-BST
40x73 Rectangular Balcony Table
with umbrella hole
40"W 73"D 36.5"H
Weight: 102




M70073-HST
40x73 Rectangular Bar Table with umbrella hole
40"W 73"D 40.5"H
Weight: 110

Fountainhead Lumber Color Option

Birchwood (BI)



Coastal Gray (CG)



Natural Teak (NTK)



- Transitional Design
- Solid Aluminum Frame for weight and strength
- Available in all finishes (page 189)

- Table slats are HDPE material
- HDPE is made from recycled plastic materials
- Premium Pad options (page 210)

Seascape

Finish - Silver Lumber - Natural Teak



Designed by John Caldwell



M82001
Dining Chair with Arms, Stacking
26.375"W 25.5"D 33.5"H 18.5"SH 25.25"AH
Weight: 35
M1891P Premium Seat pad sold separately.



M82010
Armless Side Chair, stacking
20.875"W 25.5"D 33.5"H 18.5"SH
Weight: 31
M1891P Premium Seat pad sold separately.



M82007
Spa Chair, stacking
26.375"W 25.5"D 28.5"H 13.5"SH 20.25"AH
Weight: 32.5
M1891P Premium Seat pad sold separately.



M82014
Bar Stool w/Arms
26.375"W 25.5"D 43.75"H 28.5"SH 35.25"AH
Weight: 39
M1891P Premium Seat pad sold separately.



M82014AL
Armless Bar Stool
20.875"W 27.75"D 43.75"H 29"SH
Weight: 30
M1891P Premium Seat pad sold separately.



M82094
Backless Bar Stool
24"W 23.25"D 28"H
Weight: 24
M1892P Premium Seat pad sold separately.



M82014B
Balcony Stool w/Arms
26.375"W 25.5"D 39"H 23.5"SH 30.25"AH
Weight: 37.5
M1891P Premium Seat pad sold separately.



M82014BAL
Armless Balcony Stool
20.875"W 27.75"D 39"H 24"SH
Weight: 28.5
M1891P Premium Seat pad sold separately.




M82094B
Backless Balcony Stool
24"W 23.25"D 24"H
Weight: 22.5
M1892P Premium Seat pad sold separately.

M82009
Chaise Lounge with wheels, stacking
30.25"W 82"D 40.25"H 17.63"SH
Weight: 77
M10013P Premium Chaise Lounge Seat/Back pad, sold separately.



- See page 130 for recommended tables
- See page 215 for premium pad options

Seascape Lumber Color Option



Seascape

Finish - Antigua Lumber - White



Designed by John Caldwell



M82040
6.5' Bench without Back Portable
78.5"W 20.125"D 20.125"H 18.125"SH
Weight: 58.5



M82042
6.5' Bench with Back and Arms,
4-Leg Portable
78.5"W 25.5"D 31.75"H 18.125"SH 25.375"AH
Weight: 84.5



M82042-KIT
Kit to make 042 and 040,
4-Leg bench, Surface Mountable



M82050
6.5' Bench without Back Portable-
rounded arms
78.5"W 20.75"D 20.5"H 17.625"SH
Weight: 65



M82052
6.5' Bench with Back and Arms
Portable- rounded arms
78.5"W 25.375"D 31.375"H 17.625"SH 25.375"AH
Weight: 96



M82062-KIT
Kit to make 050, 052, 060, 062
benches, Surface Mountable



M82060
6.5' Bench without Back
Portable- triangular arms
77.5"W 21.25"D 18.375"H 17.875"SH
Weight: 63



M82062
6.5' Bench with Back Portable- triangular arms
77.5"W 25.875"D 31.75"H
17.875"SH 24.75"AH
Weight: 96.5



M82070-BE
5' Dining Bench Portable - Long
Stackable
57"W 22"D 17.5" Weight: 40

M82071-BE
2' Dining Bench Portable - Short
Stackable
24"W 22"D 17.5"H Weight: 19



Seascape Lumber Color Option



- Transitional design
- Texawood HDPE Lumber made from recycled plastic
- White and Natural Teak are stocked lumber colors
- Chair seat pad and Chaise pad sold separately
- Sand and Slate Gray lumber are special order lumber colors with extended lead times.
- Available in all frame finishes (page 189)
- Recommended tables (page 130)



Mocha

Em
Weave - Mocha





M8501
Nesting Dining Chair
28.5"W 25.5"D 33.75"H 17"SH 24.75"AH
Weight: 16

M1893P
Optional Premium Seat Pad



M8536-CT
36" Square Chat Table
36"W 36"D 18"H
Weight: 22



M8524SQ
24" Square End Table
24"W 24"D 18.75"H
Weight: 13



M8536-RST
36" Round Café Dining Table
with umbrella hole
36"W 36"D 28"H
Weight: 20



M8536-SST
36" Square Café Dining Table
with umbrella hole
36"W 36"D 28"H
Weight: 24



M8548-SST
48" Square Dining Table
with umbrella hole
48"W 48"D 28"H
Weight: 35




M8518RD
18" Round Side Table
18"W 18"D 18"H
Weight: 7



M8509P
Chaise Lounge with pad
40.5"W 97"D 40"H 16.75"SH
Weight: 70



M1893P
Optional Dining Chair
Seat Pad
20"W 19"D 1.75"H
Weight: 1.1



Em is woven with real rope weave material made from polypropylene yarns. The material has excellent UV and weather resistant qualities and easy to clean with mild soap and warm water.



M1917
Optional Chaise Lounge
Head Pillow
28"W 9"D 5"H
Weight: 2.2

- Transitional design
- Aluminum framework
- Tables have acrylic underneath weave for support
- Flat rope weave material similar to rappelling rope

- Only available in mocha weave, shown
- Premium cushions and pads
- Premium cushion features (page 191)
- Cushion and pad fabrics selections (pages 192-208)

Em

Weave - Mocha Fabric - 2252, 2253



Em

Weave - Mocha Fabric - 2253, 5422



M8502P
Lounge Chair w/cushion
41"W 38"D 32.5"H 17.75"SH 27.5"AH
Weight: 47



M8522P
2-Seat Loveseat w/cushion
65"W 38"D 32.5"H 17.75"SH 27.5"AH
Weight: 68




M8503P
3-seat Sofa w/cushion
91"W 38"D 32.5"H 17.75"SH 27.5"AH
Weight: 84.5

- Transitional design
- Aluminum framework
- Tables have acrylic underneath weave for support
- Flat rope weave material similar to rappelling rope

- Only available in mocha weave, shown
- Premium cushions and pads
- Premium cushion features (page 191)
- Cushion and pad fabrics selections (pages 192-208)

Nexus

Weave - Rosewood Fabric - 5404



Rosewood



Select Nexus products are also available in Driftwood weave color. (pages 39-43)
Dining chair seat pads and head pillows sold separately.



M77001
Stacking Dining Chair with Arms
24.5"W 25"D 34"H 17"SH 25"AH
Weight: 14

M1701 Seat pad sold separately.
M1701P Premium Seat pad sold separately.



M77093
Bar Stool with Arms
24"W 20.5"D 39"H 27"SH 35"AH
Weight: 17

M1701 Seat pad sold separately.
M1701P Premium Seat pad sold separately.



M77094
Backless Bar Stool
21"W 18"D 27"H
Weight: 13

M1970 Seat pad sold separately.
M1970P Premium Seat pad sold separately.



M77093B
Balcony Height Stool with Arms
24"W 21"D 34.5"H 23"SH 31"AH
Weight: 16.5

M1701 Seat pad sold separately.
M1701P Premium Seat pad sold separately.



M77094B
Backless Balcony Stool
21"W 18.5"D 23"H
Weight: 10.5

M1970 Seat pad sold separately.
M1970P Premium Seat pad sold separately.



M77036BSQU
36" Square Balcony Height Table With Hole
36"W 36"D 35"H
Weight: 32




M77048SQU
Square Dining Table With Hole
48"W 48"D 28"H
Weight: 34



M77036SQU
Square Dining Table With Hole
36"W 36"D 28"H
Weight: 30



M77036HSQU
Bar Table With Hole
36"W 36"D 39"H
Weight: 33



Acrylic underlayment on table top prior to weaving. Adds support to weave. Applies to all tables.

- Transitional design
- Select pieces available in Driftwood weave (pages 39-43)
- Proprietary polyethylene weave material with UV stabilizers
- Hand woven over painted, tubular aluminum frame
- Acrylic underneath all table tops for support of weave

- Seat cushions include Velcro ties that affix to eyelets built into frame
- Nylon foot glides protect furniture and floor surface
- Premium cushion features (page 191)
- Cushion and pad fabrics selections (pages 192-208)



Select Nexus products are also available in Driftwood weave color. (pages 39-43)



M77032
Corner Chair
35"W 35"D 31"H 17.5"SH
Weight: 40

M77032P
with Premium cushion



M77004
Lounge Chair
34.5"W 34.75"D 31"H 17.5"SH 27.5"AH
Weight: 44

M77004P
with Premium cushion



M77002
Armless Single Chair
27"W 35"D 31"H 17.5"SH
Weight: 28

M77002P
with Premium cushion



M77018SQ
Square Side Table
18.5"W 18.5"D 19"H
Weight: 4.2



M77030SQ
Coffee Table
30"W 30.25"D 17.5"H
Weight: 27



M77024SQ
End Table
24"W 24"D 17.5"H
Weight: 21



M77008
Ottoman
27"W 27"D 17.5"H
Weight: 19
M77008P
with Premium cushion

Another great modular collection from Texacraft. Shape it to fit the space and enjoy the relaxing comfort of this very popular collection. The beautiful hue of Nexus' Rosewood Weave color will coordinate with any environment and any fabric selection. Apply the special frame clips to hold everything in place.

Weave - Rosewood Fabric - 902
Throw pillows sold separately



M77022
Armless Two Seat
53"W 35"D 31"H 17.5"SH
Weight: 56
M77022P
with Premium cushions



M77009
Stack Chaise Lounge
30.5"W 92.75"D 42.5"H 14.5"SH
Weight: 47
M1709 Chaise pad sold separately.
M1709P Premium chaise pad sold separately
M1710 Chaise pillow sold separately.



M77069
Double Chaise Lounge
60.5"W 92.5"D 42.5"H 14.5"SH
Weight: 94
Ships with (2) **M77009** chaises,
(2) **M1709** chaise pads and (3) special clips to securely join the chaises together.
M77069P same as above with Premium Chaise pads

Nexus

Weave - Rosewood

Throw Pillows Sold Separately.





M77086
Side Table/Stool
20"W 20"D 17.5"H
Weight: 10
Available in additional bright weave colors.
See previous page.



Side table converts to stool
Shown with optional pad - **M1971**
M1971 Pad sold separately.
M1971P Premium Pad sold separately



M77081
Barrel Chair with Seat Pad
36.5"W 36.5"D 30"H 17"SH
Weight: 28
M77081P
with Premium Seat pad



M77003
3 Seat Sofa
86"W 35"D 31.5"H 17.5"SH 27.5"AH
Weight: 75
M77003P with Premium cushions



M77022A
Loveseat
60"W 35"D 31.5"H 17.5"SH 27.5"AH
Weight: 64
M77022AP with Premium cushions



M77062R
Grande Lounger
60"W 35"D 31.5"H 17.5"SH 27.5"AH
Weight: 64
M77062P with Premium cushion



M77068R
Grande Lounger Ottoman
52"W 35"D 17.5"SH
Weight: 40
M77068RP
with Premium cushion



M77082
Ultra Lounge Without Canopy
66"W 35"D 34.5"H 17.5"SH
Weight: 51
M77082P
with Premium cushion



M77088
Ultra Ottoman
57.5"W 28"D 17.5"SH
Weight: 36
M77088P with Premium cushion



M77085*
Ultra Lounge with Canopy
66"W 35"D 36.5"H Closed 63"H Open 17.5"SH
Weight: 62
M77085P* with Premium cushion
Canopy should not be opened in windy conditions.



M77040
Waste Receptacle
26"W 26"D 40.5"H
Weight: 40
One-sided opening.
32 gallon liner included.



M77041
Towel Rack
24.25"W 24.25"D 40.75"H
Weight: 46.5

! IMPORTANT ORDERING INFORMATION *Canopy only available in Sunbrella® fabric **5404 Canvas Natural**.



M77030
 Quarter Circle Without Back
 98"W 34"D 17.5"H
 Weight: 44
M77030P
 with Premium cushions



M77033
 Quarter Circle With Back
 98"W 34"D 32"H 17.5"SH
 Weight: 74
M77033P
 with Premium cushions




M77036
 Round Table
 30"W 30"D 17"H
 Weight: 16



M77038
 Quarter Ottoman
 34"W 34"D 17.5"H
 Weight: 23
M77038P with Premium cushion

Nexus

Weave - Driftwood





M77001D
Stack Dining Chair with Arms
24.5"W 25"D 34"H 17"SH 25"AH
Weight: 14

M1701 Seat pad sold separately.
M1701P Premium Seat pad sold separately.



M77093D
Bar Stool with Arms
24"W 20.5"D 39"H 27"SH 35"AH
Weight: 17

M1701 Seat pad sold separately.
M1701P Premium Seat pad sold separately.



M77094D
Backless Bar Stool
21"W 18.5"D 27"H
Weight: 13

M1790 Seat pad sold separately.
M1970P Premium Seat pad sold separately.



M77093BD
Balcony Height Stool with Back
24"W 21"D 34.5"H 23"SH 31"AH
Weight: 16.5

M1701 Seat pad sold separately.
M1701P Premium Seat pad sold separately.



M77094BD
Backless Balcony Height Stool
21"W 18.5"D 23"H
Weight: 10.5

M1790 Seat pad sold separately.
M1970P Premium Seat pad sold separately.



M77036HSQUD
36" Bar Table with Hole
36"W 36"D 39"H
Weight: 33



M77036BSQUD
36" Sq. Balcony Height Table with Hole
36"W 36"D 35"H
Weight: 32



M77048SQUD
48" Sq. Dining Table with Hole
48"W 48"D 28"H
Weight: 34



M77036SQUD
36" Sq. Dining Table with Hole
36"W 36"D 28"H
Weight: 30

Nexus

Weave - Driftwood Fabric - 5404
Throw Pillows Sold Separately.



Also available in Rosewood weave color. (pages 32-38)



M77024SQD
End Table
24"W 24"D 17.5"H
Weight: 21



M77030SQD
Coffee Table
30"W 30"D 17.5"H
Weight: 27



M77018SQD
Square Side Table
18.5"W 18.5"D 19"H
Weight: 4.2



M77002D
Armless Single Chair
27"W 35"D 31"H 17.5"SH
Weight: 28

M77002DP
with Premium cushion



M77022D
Armless Two Seat
53"W 35"D 31"H 17.5"SH
Weight: 60

M77022DP
with Premium cushions



M77032D
Corner Chair
35"W 35"D 31"H 17.5"SH
Weight: 40

M77032DP
with Premium cushion



M77022AD
Love Seat
60"W 35"D 31.5"H 17.5"SH 27.5"AH
Weight: 66

M77022ADP
with Premium cushions



M77003D
Three Seat Sofa
86"W 35"D 31.5"H 17.5"SH 27.5"AH
Weight: 75

M77003DP
with Premium cushions



M77062D
Grande Lounger
60"W 35"D 31.5"H 17.5"SH 27.5"AH
Weight: 66

M77062DP
with Premium cushion



M77068D
Grand Lounger Ottoman
52"W 35"D 17.5"SH
Weight: 40

M77068DP
with Premium cushion



M77004D
Lounge Chair
34.5"W 34.75"D 31"H
17.5"SH 27.5"AH
Weight: 44
M77004DP
with Premium cushion



M77008D
Ottoman
27"W 27"D 17.5"SH
Weight: 19
M77008DP
with Premium cushion



M77081D
Barrel Chair
36.5"W 36.5"D 30"H
17.5"SH
Weight: 28
M77081DP
with Premium cushion



M77086D
Side Table/Stool
20"W 20"D 17.5"H
Weight: 10
Available in additional
Bright weave colors. (page 26)
M1971 Pad sold separately.
M1971P Premium Pad sold separately



Side table
converts to
stool with
optional pad



M77009D
Stack Chaise Lounge
30.5"W 92.75"D 42.5"H 14.5"SH
Weight: 47
M1709 Chaise pad sold separately.
M1709P Premium Chaise pad
sold separately.
M1710 Chaise pillow sold separately.



M77069D
Double Chaise Lounge
60.5"W 92.5"D 42.5"H 14.5"SH
Weight: 94
Ships with (2) **M77009D** chaises,
(2) **M1709** chaise pads and (3) special clips to securely join
the chaises together.
M77069DP same as above with Premium Chaise pads



M77041D
Towel Rack
24.25"W 24.25"D 40.75"H
Weight: 46.5



M77040D
Waste Receptacle
26"W 26"D 40.5"H
Weight: 36



M77082D
Ultra Lounger
Without Canopy
66"W 35"D 34.5"H 17.5"SH
Weight: 51
M77082DP
with Premium cushion



M77085D*
Ultra Lounge with Canopy
66"W 35"D 36.5"H (Closed)
63"H (Open) 17.5"SH
Weight: 62
M77085DP
with Premium cushion



M77088D
Ultra Lounger Ottoman
57.5"W 28"D 17.5"SH
Weight: 36
M77088DP
with Premium cushion

*Canopy only available in Sunbrella® fabric **5404 Canvas Natural**.

Coeur d'Alene

Finish - Bronze Weave - Oyster Fabric - 495

Oyster Weave



Designed by John Caldwell

! IMPORTANT ORDERING INFORMATION

Note: Bench and Garden Stool cushions are sold separately and are only available in solid and/or textured fabrics. **Not** available with pattern/prints or striped fabrics.

M1867/M1867P Chair cushion sets are sold separately and are available in all fabrics.



M74001AC shown with optional seat and back cushion set.

M1867 and **M1867P** Seat and back cushion set sold separately.

Also available: M1865 and **M1865P** Seat cushion **ONLY** sold separately.



M74014AC
Bar Stool with Arms
23.5"W 23.5"D 43.5"H 30.5"SH 38"AH
Weight: 26



M74014C
Armless Bar Stool
23.5"W 23.5"D 43.5"H 30"SH
Weight: 24



M74014BAC
Balcony Stool with Arms
23.5"W 23.5"D 40"H 27.5"SH 34.5"AH
Weight: 25



M74014BC
Armless Balcony Stool
23.5"W 23.5"D 40"H 27.5"SH
Weight: 24



M74001AC
Dining Chair with Arms
23.5"W 23.5"D 31.5"H 17.5"SH 25"AH
Weight: 23



M74001C
Armless Side Chair
23.5"W 23.5"D 31.5"H 17.5"SH
Weight: 20



M74065C
5' Bench
60"W 19"D 18"H
Weight: 31
M1870 Two seat pads sold separately.
M1870P Premium Two seat pads sold separately.



M74061C
Garden Stool
23"W 19"D 18"H
Weight: 24
M1869 Seat pad sold separately.
M1869P Premium seat pad sold separately.



M77040D
Waste Receptacle
26"W 26"D 40.5"H
Weight: 36
One-sided opening.
32 gallon liner included.
In coordinating weave color Driftwood.

- Contemporary design
- Table tops are stamped aluminum
- Frame created from extruded aluminum
- Available in all frame finishes

- Separate seat and back pads held secure in frame with ties to eyelets
- Seat and back pads are sold separately
- Premium cushion features (page 191)
- Cushion and pad fabrics selections (pages 192-208)

Coeur d'Alene

Finish - Patina Weave - Oyster Fabric - 870



Designed by John Caldwell

! IMPORTANT ORDERING INFORMATION

Coeur d'Alene should be ordered with only solid or textured fabrics.
Fabrics with stripes or prints are not recommended on modular collections.



M74002C
Armless Lounge Chair
32.5"W 32.5"D 32.5"H 18"SH
Weight: 44

M74002P
with Premium cushion



M74035C
Left or Right End Chair
32.5"W 32.5"D 32.5"H 18"SH
Weight: 52

Left shown. For right, switch arm and back cushions.

M74035P
with Premium cushion



M74032C
Square Corner Chair
32.5"W 32.5"D 32.5"H 18"SH
Weight: 51

M74032P
with Premium cushion



M74033C
Circular Corner Chair
32.5"W 32.5"D 32.5"H 18"SH
Weight: 52

M74033P
with Premium cushion



M74004C
Arm Lounge Chair
36.5"W 32.5"D 32.5"H 18"SH 26.5"AH
Weight: 63

M74004P
with Premium cushion



M74008C
Square Ottoman
32.5"W 32.5"D 18.5"H
Weight: 34

M74008P
with Premium cushion



M74038C
Circular Ottoman
32.5"W 32.5"D 18.5"H
Weight: 34

M74038P
with Premium cushion



M74007C
Cocktail Table with Stamped Top
32.5"W 32.5"D 18"H
Weight: 45



M74006C
End Table with Stamped Top
24"W 24"D 19.5"H
Weight: 29

- Contemporary design
- Modular aspect allows configurations for any setting
- Furniture components held together with two nylon clips
- Nylon clips keep furniture from moving front/back and side/side
- Frame created from extruded aluminum
- Cushions lock into frame without the need of ties
- Table tops are stamped aluminum
- Available in all frame finishes (page 189)
- Premium cushion features (page 191)
- Cushion and pad fabrics selections (pages 192-208)


Coeur D'Alene

Finish - Patina Weave - Oyster Fabric - 170
Throw Pillows Sold Separately.



Designed by John Caldwell

Oyster Weave



Having the look and feel of real wicker, this proprietary weave creation was the result of dedicated time and effort. The material is a mix of polyethylene and UV inhibitors with no acrylic additives. Both the texture and coloration are achieved from the hands of an extrusion artist who intuitively adds the correct amount of pigment to the weave during precise temperature intervals in the production process. The weave coloration is infused throughout the core of the weave. The result is a beautiful, natural weathered weave material. All pieces of Coeur d'Alene are hand woven, strand by strand, by highly skilled artists. One chair can take more than a day to weave.



M74022C
Loveseat
64.5"W 33"D 30.5"H 18.5"SH 27"AH
Weight: 86
M74022P
with Premium cushions



M74003C
Sofa
95.5"W 33"D 30.5"H 18.5"SH 27"AH
Weight: 115
M74003P
with Premium cushions



M74067C
Rectangular Coffee Table with Stamped Top
40.5"W 25.5"D 18"H
Weight: 29




M74050C
Console Table
64.5"W 15.5"D 26.5"H
Weight: 47

- Contemporary design
- Coordinates with Coeur d'Alene modular furniture
- Sofa and love seat are not modular in design
- Frame created from extruded aluminum
- Cushions lock into frame without the need of ties
- Table tops are stamped aluminum
- Console top and shelves include fiberglass under weave for support
- Available in all frame finishes (page 189)
- Premium cushion features (page 191)
- Cushion and pad fabrics selections (pages 192-208)

Alon

Finish - Copper Weave - Beachwood



Beachwood



Designed by John Caldwell



M81001
Dining Chair
26"W 28.5"D 35.5"H 18.5"SH 24.5"AH
Weight: 18.5

M1881P Premium Seat pad sold separately.
M10011P Premium Chair pad sold separately.



M81002
Lounge Chair
32"W 30"D 33.25"H 16.5"SH 23.25"AH
Weight: 22

M1882P Premium Seat pad sold separately.
M10012P Premium Chair pad sold separately.



M81008
Ottoman
24.25"W 21.5"D 15.5"H
Weight: 11.5

M1888P Premium Ottoman pad sold separately.



M81007
Nesting Spa Chair
28.5"W 24"D 27.75"H 11"SH 16.5"AH
Weight: 16.5

M1881P Premium Seat pad sold separately.
M10011P Premium Chair pad sold separately.



M81009
Chaise Lounge w/Arms
34"W 82.5"D 47.75"H 16.5"SH 21"AH
Weight: 48.5

M10009P Premium Chaise pad sold separately.



M81014
Bar Stool
26"W 28.5"D 45.75"H 29"SH 35"AH
Weight: 22

M81014B
Balcony Stool
26"W 28.5"D 40.75"H 23.75"SH 28.75"AH
Weight: 21

M1881P Premium Seat pad sold separately.
M10011P Premium Chair pad sold separately.



M81022
Loveseat
59.25"W 30"D 33.25"H 16.5"SH 23.25"AH
Weight: 38

M1882P Premium Seat pad sold separately.
M10012P Premium Chair pad sold separately.



M81003
Sofa
86"W 30"D 33.25"H 16"SH 23.25"AH
Weight: 54

M1882P Premium Seat pad sold separately.
M10012P Premium Chair pad sold separately.



M81086
Drum Table with stamped aluminum top
18"W 18"D 18"H
Weight: 11.5

- Transitional, rustic design style
- Frame is aluminum extrusion
- Available in frame finishes (page 189)

- Weave is textural and multi-colored for natural appearance
- Optional chair and seat pads are available only in Premium construction
- Premium cushion features (page 191)

Zuma



Designed by John Caldwell

Special Order Weave Colors

The Zuma Collection is also available for order in these colors.
Contact your sales representative for lead times.



M87002BLU
Blue



M87002RED
Red



M87002YEL
Yellow



M87002LIM
Lime



M87002SLT
Slate

The Zuma Collection will be stocked in the following weave colors for immediate shipment: Sapphire (SAP), Rosewood (RWD), Driftwood (DWD) and Orange (ORG). The Towel rack is only stocked in the Sapphire, Rosewood and Driftwood weave colors.



M87002SAP
Nest Lounge Chair with Folding Back (Sapphire)
32"W 43.25"D 36"H 17.5"SH
Weight: 30.5




M87002RWD
Nest Lounge Chair with Folding Back (Rosewood)
32"W 43.25"D 36"H 17.5"SH
Weight: 30.5



M87002DWD
Nest Lounge Chair with Folding Back (Driftwood)
32"W 43.25"D 36"H 17.5"SH
Weight: 30.5



M87002ORG
Nest Lounge Chair with Folding Back (Orange)
32"W 43.25"D 36"H 17.5"SH
Weight: 30.5



M87009SAP
Nest Chaise Lounge with Folding Back (Sapphire)
32"W 69.5"D 38.5"H 17.75"SH
Weight: 46

STOCK COLORS
Lounge Chair, Chaise Lounge, Ottoman, Side Table and Towel Rack available in these 4 weave colors.



Sapphire



Rosewood



Driftwood



*Orange



M87008SAP
Stack Lounge Ottoman (Sapphire)
27"W 30.5"D 16"H 16"SH
Weight: 8.5



M87006DWD
Stack Side Table (Driftwood)
23"W 26.5"D 16"H
Weight: 7.5



***M77041SAP**
Towel Rack (Sapphire)
24.25"W 24.25"D 40.75"H
Weight: 46.5
*Not stocked in Orange Weave

- Contemporary design
- Stock colors available for immediate shipment
- Additional colors available as special order with longer lead times
- Aluminum powder coated frames
- Weave can vary by color

- All pieces either nest or stack
- Ottoman stores underneath lounge chair
- Side table stores underneath chair and chaise
- Folding back has single position

Lantana

Weave - Slate



Slate



Designed by John Caldwell



M75001
Nesting Dining Chair
25.5"W 26.5"D 34"H 17.5"SH 23.5"AH
Weight: 20

M1945 Seat pad sold separately.

M1945P Premium Seat pad sold separately.

M1946 Back pad sold separately.



M75014
Bar Stool
22"W 28"D 45.5"H 30"SH 35.5"AH
Weight: 25

M1945 Seat pad sold separately.

M1945P Premium Seat pad sold separately.

M1946 Back pad sold separately.



M75014B
Balcony Stool
22"W 28"D 40.5"H 25"SH 30.5"AH
Weight: 24

M1945 Seat pad sold separately.

M1945P Premium Seat pad sold separately.

M1946 Back pad sold separately.



M75048RD
48" Round Dining Table
48"W 48"D 29"H
Weight: 31



M75042SQ
42" Square Dining Table
42"W 42"D 29"H
Weight: 31



M75036HSQ
36" Square Bar Table
36"W 36"D 39"H
Weight: 27



M75036HRD
36" Round Bar Table
36"W 36"D 39"H
Weight: 24



M75036BSQ
36" Square Balcony Table
36"W 36"D 34"H
Weight: 27



M75036BRD
36" Round Balcony Table
36"W 36"D 34"H
Weight: 24

Dining tables require assembly of top to base. Compatible umbrella bases for these tables are M9850 or M9851.

- Contemporary design
- Frame created from extruded aluminum
- Dining chairs nest for convenient storage
- All tables have umbrella holes
- Fiberglass underneath table top weave for support
- Dining tables have adjustable feet
- Cushions secure to frame
- Premium cushion features (page 191)
- Cushion and pad fabrics selections (pages 192-208)

Lantana

Slate

Designed by John Caldwell

Throw Pillows Sold Separately.

This collection is MODULAR and can be arranged in any configuration to fit your outdoor space. Visit our website to see some ideas. The possibilities are unlimited!



M75009
Nesting Chaise Lounge
33"W 80.5"D 47"H 18"SH 23.5"AH
Weight: 50

M1948 Chaise pad sold separately.
M1948P Premium Chaise pad sold separately
M1966 Chaise head pillow sold separately.



M75016SQ
Stackable Side Table
16"W 16"D 18.5"H
Weight: 7



M75062 / M75068
Grande Lounger and Grande Ottoman
66"W 36"D 30"H 18"SH 21.5"AH Weight: 61
60.5"W 29"D 11.5"H 18.5"SH Weight: 31

M75062P / M75068P
with Premium cushion

! IMPORTANT ORDERING INFORMATION

Lantana Modular items should only be ordered with solid or textured fabrics. Fabrics with stripes or prints are not recommended on modular collections. See page 191 for premium cushion / pad features.



M75004
Lounge Chair
36.5"W 34"D 33.5"H 18"SH 24.5"AH
Weight: 33

M75004P
with Premium cushion



M75003
Sofa
84"W 34"D 33.5"H 18.5"SH 24.5"AH
Weight: 70

M75003P
with Premium cushions



M75022
Loveseat
60.5"W 34"D 33.5"H 18"SH 24.5"AH
Weight: 66

M75022P
with Premium cushions



M75035R
Arm Chair - Right
34.5"W 34"D 33.5"H 18"SH 24.5"AH
Weight: 33

M75035RP
with Premium cushion



M75002
Armless Chair
28.5"W 34"D 33.5"H 18"SH
Weight: 29

M75002P
with Premium cushion



M75035L
Arm Chair - Left
34.5"W 34"D 33.5"H 18"SH 24.5"AH
Weight: 33

M75035LP
with Premium cushion



M75032
Corner Chair - Square
34"W 34"D 33.5"H 18"SH
Weight: 35

M75032P
with Premium cushion



M75008
Ottoman
29"W 23.5"D 15.5"H 18"SH
Weight: 16


M75008P
with Premium cushion




M75007
Coffee Table
35"W 35"D 18"H
Weight: 33



M75066
Occasional Table
22.5"W 22"D 18"H
Weight: 20



M75006
Side Table
27"W 22"D 18"H
Weight: 31



M75050
Console Table
52"W 15.5"D 25"H
Weight: 34

Southern Cay Woven

Finish - Patina Weave - Oyster



Oyster Weave



Designed by John Caldwell

Southern Cay Woven



M76001
Dining Chair
27.5"W 26.5"D 35.5"H 19"SH 24.75"AH
Weight: 25



M76014
Bar Stool
27.5"W 26.5"D 46.5"H 28.5"SH 35"AH
Weight: 28



M76014B
Balcony Height Stool
27.5"W 26.5"D 41.5"H 23.5"SH 30"AH
Weight: 27



M76009A
Chaise Lounge
29.5"W 81.5"D 47"H 17" SH 23"AH
Weight: 49



M76006
Sand Chair
26"W 31"D 29"H 12"SH 18.25"AH
Weight: 20



M76009
Armless Stack Chaise
26.5"W 81.5"D 47"H 17"Sh
Weight: 44



M76008
Ottoman
25.5"W 22"D 17"H
Weight: 13

- Contemporary design
- Created from heavy-walled elliptical aluminum extrusion
- Nylon foot glides protect furniture and floor surface

- Woven bucket fully woven front and back
- Available in all frame finishes (page 189)

Era Modular

Finish - Silver Fabric - 5424



Designed by John Caldwell

! IMPORTANT ORDERING INFORMATION

Era Modular should be ordered with only solid or textured fabrics.
Fabrics with stripes or prints are not recommended on modular collections.



M58002
Armless Straight Chair
32"W 32.75"D 32.75"H 17"SH
Weight: 60.5



M58004
Lounge Chair
39.5"W 32.75"D 32.75"H 17"SH 22.5"AH
Weight: 96.25



M58008
Square Modular Ottoman
32"W 32"D 16.5"H
Weight: 39.75



M58032
Square Corner Chair
32"W 32.75"D 32.75"H 17"SH
Weight: 81.25



M58035L
Modular Left Arm Chair
37.25"W 32.75"D 32.75"H
17"SH 22.5"AH
Weight: 82



M58035R
Modular Right Arm Chair
37.25"W 32.75"D 32.75"H
17"SH 22.5"AH
Weight: 82



M58033
Curved Corner Chair
32.75"W 32.75"D 32.75"H 17"SH
Weight: 55.5

Not available with sling fabric.
Consult sales representative for
more information.



M58038
Curved Ottoman
32"W 32"D 17.675"H
Weight: 35



M58028
Rectangular Ottoman
22"W 30"D 17.675"H
Weight: 35



M1331
Optional One Piece
Wedge Pillow
Shown with M38035R
and M38002

- Contemporary design style
- Extra wide aluminum extrusion framing
- Extra thick premium seat cushions
- Available in all frame finishes (page 189)
- Modular components provide endless configurations

- Heavy weight frames are a good choice for windy environments
- Era only available with premium cushions.
- Premium cushion features (page 191)
- Cushion and pad fabrics selections (pages 192-208)
- Optional wedge pillow sold separately

Era Modular

Finish - Silver Fabric #5438, 5165



Designed by John Caldwell



M1331 One Piece Wedge Pillow
24"W x 2.5" (top) X 4" (bottom) D x 10.5"H
Fits M58002, M58004,
M58035L, M58035R
Weight: 1.1



M1352 Two Piece Wedge Pillow Set
M1332 Back Right Wedge Pillow
20"W x 2.5" (top) X 4" (bottom) D x 10.5"H
M1333 Back Left Wedge Pillow
24"W x 2.5" (top) X 4" (bottom) D x 10.5"H
Fits M58032
Weight: 2.2 (set)



M1334 One Piece Curved
Wedge Pillow
29.5"W x 2.5" (top) X 4" (bottom) D x 10.5"H
Fits M58033
Weight: 1.5



M1546
Chaise Pillow for M58009
26"W 5"D 10"H
Weight: 1.8



M58009
Standard Chaise Lounge
26"W 84"D 41.5"H 14.75"SH
Weight: 80.75



M1547
Chaise Pillow for M58069
37.5"W 5"D 10"H
Weight: 2.4



M58069
Chaise Lounge XL
38"W 84"D 41.5"H 14.75"SH
Weight: 92.25



M58007
Square Cocktail Table
with stamped aluminum top
32"W 32"D 19"H
Weight: 40.25



M58020RS
Round Occasional Stacking Table
with stamped aluminum top
21"W 21"D 19"H
Weight: 16



M58021SQ
21" Square Side Table
with stamped aluminum top
21"W 21"D 18.625"H
Weight: 26



M58037
Quarter End Table
with stamped aluminum top
32"W 32"D 19"H
Weight: 35.25



M58039
Half Oval End Table
with stamped aluminum top
32"W 32"D 19"H
Weight: 34.5



M58075
Console Table
with stamped aluminum top
58"W 15"D 24"H
Weight: 41

Southern Cay Modular

Finish - Antigua Fabric - 5416



This collection is MODULAR and can be arranged in any configuration to fit your outdoor space. Visit our website to see some ideas. The possibilities are unlimited. Pillows sold separately.

Designed by John Caldwell



Circular Chaise Bed



Round Bed



The Southern Cay frame is created from a heavy duty, low profile elliptical extrusion.

! IMPORTANT ORDERING INFORMATION

Southern Cay Modular should be ordered with only solid or textured fabrics. Fabrics with stripes or prints are not recommended on modular collections.

Design Patents D698,170; D698,169; D698,174; D698,173



M35002
Single Chair
35"W 35"D 28"H 16"SH
Weight: 30

M35002P
with Premium cushion



M35004
Lounge Chair
35"W 33"D 28"H 16"SH 25.25"AH
Weight: 33

M35004P
with Premium cushion



M35022
Double Chair
70"W 35"D 28"H 16"SH
Weight: 47

M35022P
with Premium cushions



M35032
Square Corner Chair
35"W 35"D 28"H 16"SH
Weight: 34

M35032P
with Premium cushion



M35033
Circular Corner Chair
35"W 35"D 28"H 16"SH
Weight: 26

M35033P
with Premium cushion
Not available with sling fabric. Consult sales representative for more information.



M35034
Quarter Circle (inside circle)
98.5"W 35"D 28"H 16"SH
Weight: 91

M35034P
with Premium cushion
Not available with sling fabric. Consult sales representative for more information.



M35038
Circular Ottoman
35"W 35"D 16"H
Weight: 20

M35038P
with Premium cushion



M35008
Square Ottoman
35"W 35"D 16"H
Weight: 20

M35008P
with Premium cushion



M35007
Coffee Table
Stamped Aluminum Top
35"W 35"D 14.5"H
Weight: 33



M35006
Occasional Table, Stacking
Stamped Aluminum Top
21"W 21"D 19"H
Weight: 9

- Contemporary design
- Created from heavy-walled elliptical aluminum extrusion
- Ergonomic shaped back cushion for added comfort
- Aluminum strap cushion seat substructure
- Nylon foot glides protect furniture and floor surface

- All modular pieces affix with specially designed "U" clip
- Deep seating cushions are made from fiber wrapped foam
- Available in all frame finishes (page 189)
- Premium cushion features (page 191)
- Cushion and pad fabrics selections (pages 192-208)

Southern Cay Cushion

Finish - Silver Fabric - 500, 5416
Throw pillows sold separately



Designed by John Caldwell

Southern Cay Cushion



M36001
Dining Chair
27.5"W 32.5"D 37"H 19.5"SH 24.75"AH
Weight: 28
M36001P
with Premium cushion



M36002
Lounge Chair
30.5"W 32.5"D 35.5"H 18.5"SH 23.75"AH
Weight: 29
M36002P
with Premium cushion



M36008
Ottoman
28"W 23.5"D 18"H
Weight: 15
M36008P
with Premium cushion



M36009
Chaise Lounge
24.25"W 85.5"D 51"H 19.25"SH 23"AH
Weight: 54
M36009P
with Premium cushion



M36003
Sofa
78.5"W 32.5"D 35.5"H 21"SH 23.75"AH
Weight: 60
M36003P
with Premium cushions



M36022
Loveseat
54.5"W 32.5"D 35.5"H 21"SH 23.75"AH
Weight: 42
M36022P
with Premium cushions

Southern Cay fire pits are available in Black, Bronze, Antigua and Silver. These colors are perfect complements with Texacraft's own finishes.

Shown with optional round glass windscreen
FP010-GLASS sold separately



M35PITSLV
Southern Cay Fire Table - Silver
44.125"W 44.125"D 26.25"H
Weight: 133 lbs. (with glass rock)
Weight: 92 lbs. (without glass rock)



Easy access door with slide out tank tray
FP010-GLASS
Fire Table Glass Windscreen
(4 pieces)



M35PITBKN
Southern Cay Fire Table - Black
M35PITBRZ
Southern Cay Fire Table - Bronze
M35PITN4
Southern Cay Fire Table - Antigua



Burner cover stores conveniently on the side when not in use

- Operates with standard 20 lb. LP gas tank (not included)
- Tank hides neatly inside the base
- Tank sits on a wheel tray for easy access
- Door has a magnetic closure
- Generates 55K BTU

- Optional Glass Windscreen Sold Separately
- Burner cover converts to usable tabletop
- Includes Glass Rock
- Burner cover stores neatly away on hook on outside of base

Vibe Modular

Finish - Java Fabric - 5404



! IMPORTANT ORDERING INFORMATION

Vibe Modular items should only be ordered with solid or textured fabrics. Fabrics with stripes or prints are not recommended on modular collections. Arms/Surround **ONLY AVAILABLE** in Natural Teak color as shown.



M32002
Armless Chair
26"W 31"D 31.5"H 20.5"SH
Weight: 28
M32002P
with Premium cushion



M32032L
Square Corner Chair - Left
32"W 31"D 32.5"H 20.5"SH 31.5"AH
Weight: 38
M32032LP
with Premium cushion



M32032R
Square Corner Chair - Right
32"W 31"D 32.5"H 20.5"SH 31.5"AH
Weight: 38
M32032RP
with Premium cushion



M32035R
Square End Chair - Right
32"W 31"D 32.5"H 20.5"SH 31.5"AH
Weight: 36
M32035RP
with Premium cushion



M32035L
Square End Chair - Left
32"W 31"D 32.5"H 20.5"SH 31.5"AH
Weight: 36
M32035LP
with Premium cushion



M32022
Loveseat
63.5"W 31"D 32.5"H 20.5"SH 31.5"AH
Weight: 73
M32022P
with Premium cushions



M32003
Sofa
90"W 31"D 32.5"H 20.5"SH 31.5"AH
Weight: 99
M32003P
with Premium cushions

Vibe arms/surround have the look of natural teak and is a product made from recycled milk jugs, detergent bottles, etc. Refer to page 116 for more information on our Texawood product.

- Mid-century modern inspired design
- Pieces are modular and affix to one another with nylon clips
- Arms made from TexaWood- created from recycled plastics
- Arms only available in Texawood Teak color (shown)
- Frames are aluminum extrusion
- Chair side panels created from 3/16" stamped aluminum sheets
- Back cushion is ergonomically formed for comfort
- Premium cushion features (page 191)
- Cushion and pad fabrics selections (pages 192-208)
- Available in all frame finishes (page 189)

Vibe Modular

Finish - Java Fabric - 5404



These tops and side frames are created from 3/16" solid aluminum sheets.
Arms/Surround **ONLY AVAILABLE** in Natural Teak color as shown




M32007
Square Table
27"W 27"D 17"H
Weight: 24



M32006
End Table
16"W 16"D 18.5"H
Weight: 9



M32067
Rectangular Occasional Table
40"W 24"D 14.5"H
Weight: 27



M32009
Chaise Lounge with Wheels
31"W 78"D 38.5"H 19"SH 23"AH Weight: 53
M32009P
with Premium cushion



M32004
Lounge Chair
36.5"W 31"D 32.5"H 20.5"SH 31.5"AH
Weight: 54
M32004P with Premium cushion



M32008
Lounge Chair Ottoman
27.5"W 26.5"D 20.5"H Weight: 17
M32008P
with Premium cushion

Array Modular

Finish - Smooth White Fabric - 5404



Designed by John Caldwell



! IMPORTANT ORDERING INFORMATION

Array Modular should be ordered with only solid or textured fabrics. Fabrics with stripes or prints are not recommended on modular collections.



***M31052**
Curved Double Segment
60"W 34"D 30.5"H 18"SH
Weight: 62

M31052P
with Premium cushion

***(4) M31052 create a complete 1/2 circle seating ensemble**



M31035L
Double Left Arm Segment
61.125"W 34"D 30.5"H 18"SH 30.5"AH
Weight: 72

M31035LP
with Premium cushions



M31035R
Double Right Arm Segment
61.125"W 34"D 30.5"H 18"SH 30.5"AH
Weight: 72

M31035RP
with Premium cushions



M31058
Circular Ottoman
60"W 34"D 18"H
Weight: 36

M31058P
with Premium cushion



M31008
Square Ottoman
34"W 34"D 18"H
Weight: 28

M31008P
with Premium cushion



M31038
Quarter Round Ottoman
34"W 34"D 18"H
Weight: 25

M31038P
with Premium cushion

- Mid-century modern inspired design
- Pieces are modular including tables
- Curved shaped pieces yield endless serpentine configurations
- Frames created from aluminum extrusions
- Table tops are created from 3/16" solid, stamped aluminum
- Back cushion is form fitted and ergonomically shaped
- Back cushions utilize Fast Track attachment/removal method
- Available in all frame finishes (page 189)
- Premium cushion features (page 191)
- Cushion fabric selections (pages 192-208)

Array Modular

Finish - Smooth White Fabric - 5404



Designed by John Caldwell

! IMPORTANT ORDERING INFORMATION

Array Modular should be ordered with only solid or textured fabrics.
 Fabrics with stripes or prints are not recommended on modular collections.



M31004
 Lounge Chair
 38"W 31"D 33"H 18"SH 25"AH
 Weight: 47
M31004P
 with Premium cushion



M31002
 Straight Armless Segment
 28"W 34"D 30.5"H 18"SH
 Weight: 39
M31002P
 with Premium cushion



M31028
 Lounge Chair Ottoman
 27"W 20"D 18"H
 Weight: 21
M31028P
 with Premium cushion



M31033
 Circular Corner Segment
 34"W 34"D 30.5"H 18"SH
 Weight: 42
M31033P
 with Premium cushion

Note: Not available with sling fabric.
 Contact sales representative for more information.



M31032
 Square Corner Segment
 34"W 34"D 30.5"H 18"SH
 Weight: 47
M31032P
 with Premium cushion



M31007
 Square Cocktail Table
 34"W 34"D 16.5"H
 Weight: 33
 Solid Surface Aluminum Top



M31067
 Rectangular Occasional Table
 34"W 16.5"D 16.5"H
 Weight: 21
 Solid Surface Aluminum Top



M31037
 Quarter Round Table
 34"W 34"D 16.5"H
 Weight: 28
 Solid Surface Aluminum Top



M31066
 Small Occasional Table
 22"W 16"D 21.5"H
 Weight: 6
 Solid Surface Aluminum Top

Edge Modular Cushion

Finish - Smooth White Fabric - 3033

Finalist for the 2016 Pinnacle Award - Summer/Casual category hosted by the American Society of Furniture Designers



Throw pillows sold separately.

This modular collection should only be ordered with solid or textured fabrics. Fabrics with stripes or prints are not recommended on modular collections.

This collection is MODULAR and can be arranged in any configuration to fit your outdoor space. Visit our website to see some ideas. The possibilities are unlimited.

Designed by John Caldwell

Backs and sides of the furniture are formed from sling fabrics that coordinate with the frame finish.



12th
hospitality design
awards
Finalist
Outdoor Furnishings
Edge
Texacraft

! IMPORTANT ORDERING INFORMATION

Edge Modular Cushion is only available in the following finishes: Antigua, Textured Pewter, Black, Smooth White, Antique Bisque, Silver, Patina, Bronze, Olympic Gold and Java. Not available with striped fabrics.



M34032
Square Corner Chair
44.5"W 44.5"D 44"H 19"SH
Weight: 64

M34032P
with Premium cushion



M34033
Circular Corner Chair
44.5"W 44.5"D 44"H 19"SH
Weight: 56

M34033P
with Premium cushion
Cushions not available with sling fabric.
Consult sales representative for more information.



M34002
Armless Chair
36.5"W 44.5"D 44"H 19"SH
Weight: 49

M34002P
with Premium cushion



M34034
Circular Outside Corner Chair
44.5"W 44.5"D 44"H 19"SH
Weight: 50

M34034P
with Premium cushion
Cushions Not Available with Sling Fabric.
Consult sales representative for more information.



M34008
Square Ottoman
36.5"W 36.5"D 18.5"H
Weight: 33

M34008P
with Premium cushion



M34038
Circular Ottoman
36.5"W 36.5"D 18.5"H
Weight: 30

M34038P
with Premium cushion



M34007
Square End Table
with stamped aluminum top
36.5"W 36.5"D 17"H
Weight: 35



M34006
Round Occasional Table
with stamped aluminum top
18.5"W 18.5"D 19"H
Weight: 8



M34037
Circular End Table
with stamped aluminum top
36.5"W 36.5"D 17"H
Weight: 29

- Extra wide heavy wall extrusion
- Sling back cushion support in coordinating finish color
- "Fast Track" rail for each back cushion attachment and removal

- Modular pieces fit together with clip to eliminate movement
- "Privacy Height" frame offers personal space
- Premium cushion features (page 191)
- Cushion and pad fabrics selections (pages 192-208)
- Available in specific frame finishes - listing top of page

Structure

Finish - Smooth White Fabric - 5404
Throw Pillows Sold Separately.





M28002
Lounge Chair
30"W 32"D 37"H 20.5"SH 26"AH
Weight: 36.5
M28002P
with Premium cushion



M28008
Lounge Ottoman
30"W 25.5"D 19"H
Weight: 24
M28008P
with Premium cushion



M28003
Sofa
79"W 32"D 37"H 20.5"SH 26"AH
Weight: 76.5
M28003P
with Premium cushions



M28022
Loveseat
54.5"W 32"D 37"H 20.5"SH 26"AH
Weight: 57.5
M28022P
with Premium cushions



M28009
Chaise Lounge with Wheels
34"W 80.5"D 45"H 23"AH 18"SH
Weight: 65
M28009P
with Premium cushion



The Structure Collection is created from a robust, multi-dimensional extrusion. Wide surface provides comfortable arm support.

- Contemporary style
- Extra wide, dimensional extrusion
- Aluminum slat back cushion support
- Nylon foot glides protect feet and surface

- Available in all frame finishes (page 189)
- Premium cushion features (page 191)
- Cushion and pad fabrics selections (pages 192-208)

Meza Sling

Finish - Antique Bisque



Designed by John Caldwell



M5601AS
 Nesting Dining Chair Sling
 Seat with Arms
 22.5"W 28.5"D 34.75"H
 17.5"SH 25"AH
 Weight: 15



M5601S
 Nesting Dining Chair
 Sling Seat Armless
 22.5"W 28.5"D 34.75"H
 17.5"SH
 Weight: 13



M5605S
 Bar Stool
 26.5"W 28"D 46"H 28"SH 35"AH
 Weight: 19



M5605SB
 Balcony Stool
 26.5"W 28"D 41"H 23"SH 30"AH
 Weight: 18



M5607S
 Nesting Spa Chair
 26.5"W 28"D 27.5"H 11"SH 17"AH
 Weight: 12



M5609S
 Nesting Chaise Lounge Sling w/Wheels
 30.5"W 79.5"D 41.5"H 16"SH 22"AH
 Weight: 39

- Transitional design
- Perfectly suited for restaurant seating
- Created entirely from extruded aluminum

- Chairs are available in aluminum slat or sling seat buckets
- Recommended tables (page 131)
- Available in all frame finishes (page 189)

Vision Sling

Finish - Weathered Teak Fabric - 866





M4401S
Nesting Sling Dining Chair
24.5"W 24.5"D 33.5"H 17"SH 24.75"AH
Weight: 13



M4405S
Sling Bar Stool
24.5"W 24.5"D 42.5"H 27"SH 35"AH
Weight: 19



M4410S
Nesting Sling Side Chair Armless
24.75"W 24.5"D 33.5"H 17"SH
Weight: 11



M4409S
Nesting Sling Chaise Lounge
31"W 83"D 44"H 14.5"SH
Weight: 34



M4409HS
Elevated Nesting Sling Chaise Lounge
31"W 83"D 46.5"H 17"SH
Weight: 35



M4405SB
Balcony Height Stool
24.5"W 24.5"D 38"H 22.5"SH 30"AH
Weight: 18



M4407S
Nesting Sling Spa Chair
24.5"W 26"D 25"H 10.5"SH 18"AH
Weight: 12

- Contemporary design
- Created from heavy-walled multi-dimensional aluminum extrusion
- Frames nest (except bar stool and balcony stool)
- Ergonomically formed two-piece sling bucket

- New design modification allows for easier sling replacement
- Nylon foot glides protect furniture and floor surface
- Available in all frame finishes (page 189)

Vision Padded Sling

Finish - Patina Fabric 966



! IMPORTANT ORDERING INFORMATION

Vision Padded Sling is only available with sling fabrics.
Some open weave fabrics are not available for padded sling.



M4401PS
Nesting Padded Sling Dining Chair
24.5"W 24.5"D 33.5"H 17.5"SH 24.75"AH
Weight: 14



M4405PS
Padded Sling Bar Stool
24.5"W 24.5"D 42.5"H 27"SH 34.75"AH
Weight: 19



M4405PSB
Padded Sling Balcony Height Stool
24.5"W 24.5"D 38"H 23.25"SH 30"AH
Weight: 18



M4409PS
Nesting Padded Sling Chaise Lounge
31"W 83"D 44"H 15"SH
Weight: 36



M4409HPS
Elevated Nesting Padded Sling Chaise Lounge
31"W 83"D 44"H 17.5"SH
Weight: 37



M4410PS
Nesting Padded Sling Side Chair Armless
24.5"W 24.5"D 33.5"H 17.5"SH
Weight: 11



M4407PS
Nesting Padded Sling Spa Chair
24.5"W 26"D 25"H 11"SH 18"AH
Weight: 13

- Contemporary design
- Created from heavy-walled multi-dimensional aluminum extrusion
- Frames nest (except bar stool and balcony stool)
- Ergonomically formed two-piece sling bucket
- New design modification allows for easier sling replacement
- Nylon foot glides protect furniture and floor surface
- Two layers of sling fabric with inner lining of outdoor dacron fiber
- Available in all frame finishes (page 189)

Array Daybed

The Array Daybed requires some assembly. Assembly consists of one lower bed frame, four posts, one top canopy. The lower bed unit is fully welded. The four posts attach to the bed frame and to the top canopy with supplied stainless steel bolts. The top canopy is fully welded. The male post fittings provide a sturdy frame when assembled. The bed frame can be surface mounted.

CUSHION DAYBED Order the sling base and order cushion set M1304 or M1304P. When canopy is ordered M31085CS, you must also select a sling fabric for the SHADE as well. Canopy is only available in sling fabrics (woven vinyl fabrics). Frame is available in all frame finishes.

M31085S

Daybed Sling
Shown with optional **M31085CS**
canopy & shades sold separately.
55"W 90"D 17.5"SH
Overall Height: 80"
Weight: 158.5

! IMPORTANT ORDERING INFORMATION

When ordering the shade — select sling fabrics only.
Stripe patterns are not recommended.
Acrylic/cushion fabrics cannot be ordered for shades.
See page 191 for premium cushion / pad details

Designed by John Caldwell

M31085S

Daybed Sling

Shown with optional **M31085CS** canopy & shades and **M1304** cushion set both sold separately.

55"W 90"D 21.5"SH

Overall Height: 80" (With Canopy) Weight: 176.5

M1304P Premium Cushion Set sold separately




M31085S

Daybed Sling Base Without Canopy And Shades

55"W 90"D 45"H 17.5"SH

Weight: 112



The shades are adjustable and are secured to the frame using "C" pockets welded to the 4 posts. The shade rods slip into the "C" pockets with tension that holds them securely in place.



Shade rod secured into "C" pocket.



M1330

Daybed Head Pillow

23.5"W 9"D 5"H

Fits with or without cushion



The side shades can be pulled up and totally out of the way by simply placing the tension rods in the double "U" brackets located in the top middle of the front and back of the top canopy.



If the canopy is not utilized end caps cover the four corner extrusions of the lower bed frame.



Double skate wheels on the back of lower bed frame allow easy mobility.

Array Sling

Finish - Textured Silver Fabric - 866





M5101S
Nesting Dining Chair
27.5"W 28"D 35.5"H 18"SH 23.5"AH
Weight: 15



M5105SB
Balcony Height Stool
27.5"W 29.5"D 40"H 23"SH 28"AH
Weight: 17



M5105S
Bar Height Stool
27.5"W 29.5"D 46"H 29"SH 34"AH
Weight: 19



M5129SR
Stacking Chaise Lounge with Wheels
30"W 85.5"D 46"H 17.5"SH
Weight: 39



M5106S
Nesting Sand Chair
28"W 28.5"D 29.5"H 11"SH 16.5"AH
Weight: 13



M5107S
Nesting Spa Chair
28"W 28.5"D 29"H 11"SH 16.5"AH
Weight: 12

-
- Modern design
 - Single sling bucket
 - Heavy walled extrusions
 - Nylon Foot Glides protect extrusion and surface area
 - Dining, Sand, Spa chairs nest
 - Chaise Lounge stacks
 - Available in all frame finishes (page 189)

Southern Cay Sling

Finish - Bronze Fabric - 507



Designed by John Caldwell



M66001
Nesting Dining Chair
27.25"W 29"D 35.25"H 18"SH 24.5"AH
Weight: 18



M66014
Bar Stool
27.5"W 27"D 43.75"H 27.75"SH 34.75"AH
Weight: 21



M66014B
Balcony Height Stool
27.5"W 27"D 40.5"H 23"SH 30.25"AH
Weight: 19



M66009A
Chaise Lounge with Arms
29.5"W 80"D 44.25"H 15.75"SH 23"AH
Weight: 39



M66006R
Stacking Sand Chair
26"W 31"D 29"H 12"SH 18.25"AH
Weight: 17



M66009
Stacking Chaise Lounge
26.5"W 80"D 44.25"H 15.75"SH
Weight: 36



M66008
Ottoman
25.5"W 21.5"D 17"H
Weight: 11

- Contemporary design
- Created from heavy-walled elliptical aluminum extrusion
- Slim-line sling rail extrusion with ergonomic design
- Nylon foot glides protect furniture and floor surface
- Available in all frame finishes (page 189)

Edge Sling

Finish - Celedon Fabric - 464



Designed by John Caldwell



M5201S
Dining Chair
26.5"W 29.5"D 35.5"H 18.5"SH 24"AH
Weight: 21



M5205SB
Balcony Stool
26.5"W 28.5"D 42"H 24"SH 29"AH
Weight: 24



M5205S
Bar Stool
26.5"W 30"D 47"H 29"SH 34"AH
Weight: 25



M5209S
Chaise with Wheels
30"W 86"D 41"H 18.5"SH 23.5"AH
Weight: 46



M5229S
Stacking Chaise Armless with Wheels
30"W 86"D 41"H 18.5"SH
Weight: 45



M5207S
Nesting Spa Chair
26.5"W 29"D 25"H
10.5"SH 17"AH
Weight: 14



M5206S
Nesting Sand Chair
26.5"W 29"D 25"H
10.5"SH 17"AH
Weight: 15



M5212S
Chat Chair
29"W 29"D 39"H 16.5"SH 21.5"AH
Weight: 23
Approx. 2" shorter than dining chair.
Not for use with dining table.



M5208S
Ottoman
25.5"W 22.5"D 15"H
Weight: 11

- Contemporary design
- Created from heavy-wall extruded aluminum extrusion
- One-piece sling bucket ergo shape

- Nylon foot glides protect floor surface
- Available in all frame finishes (page 189)

Edge Padded Sling

Finish - Textured Pewter



Designed by John Caldwell

Edge Padded Sling



M5201PS
Dining Chair
26.5"W 29.5"D 35.5"H 18.5"SH 24"AH
Weight: 22



M5205PSB
Balcony Stool
26.5"W 28.5"D 42"H 24"SH 29"AH
Weight: 24



M5205PS
Bar Stool
26.5"W 30"D 47"H 29"SH 34"AH
Weight: 25



M5209PS
Chaise With Wheels
30"W 86"D 41"H 18.5"SH 23.5"AH
Weight: 48



M5207PS
Nesting Spa Chair
26.5"W 29"D 25"H 10.5"SH 17"AH
Weight: 15



M5206PS
Nesting Sand Chair
26.5"W 29"D 25"H 10.5"SH 17"AH
Weight: 16



M5229PS
Stacking Chaise Armless with Wheels
30"W 86"D 41"H 18.5"SH
Weight: 47



M5212PS
Chat Chair
29"W 29"D 39"H 16.5"SH 21.5"AH
Weight: 24

Approx. 2" shorter than dining chair.
Not for use with dining table.



M5208PS
Ottoman
25.5"W 22.5"D 15"H
Weight: 12

- Contemporary design
- Heavy wall extrusion
- One-piece sling bucket ergo shape

- Nylon foot glides protect floor surface
- Two layers of sling fabric with inner lining of outdoor dacron fiber
- Available in all frame finishes (page 189)

Scandia Sling

Finish - Silver Fabric - 123





M4501S
Nesting Sling Dining Chair
26"W 23.5"D 33.5"H 17.5"SH 24.25"AH
Weight: 11



M4505S
Sling Bar Stool
25.25"W 24.5"D 45.5"H 29"SH 35.25"AH
Weight: 13



M4505SB
Sling Balcony Height Stool
26"W 23"D 39"H 22"SH 30.25"AH
Weight: 13



M4509S
Sling Stack Chaise Lounge
28"W 83"D 46"H 15"SH
Weight: 36



M4507S
Nesting Sling Spa Chair
26"W 24.5"D 25.5"H 17.25"AH 11"SH
Weight: 10



M4506S
Nesting Sling Sled Base Sand Chair
26"W 26"D 25"H 17"AH 11"SH
Weight: 10

- Transitional design
- Created from heavy-walled multi-dimensional aluminum extrusion
- Frames nest (except bar stool and balcony stool)

- Ergonomically formed two-piece sling bucket
- Nylon foot glides protect furniture and floor surface
- Available in all frame finishes (page 189)

Key West Sling

Finish - Bronze





M8001R
High Back Dining Chair
25.5"W 30"D 38"H 18"SH 25.5"AH
Weight: 11



M8041
Ultimate High Back Dining Chair
25.5"W 29"D 44"H 18"SH 25.5"AH
Weight: 11



M8014B
Balcony Height Stool
25.25"W 31.5"D 44.25"H 24"SH 30"AH
Weight: 14



M8017
Adjustable Chair
25.5"W 40.5"D 38"H 18"SH 24"AH
Weight: 14



M8014
Bar Stool
25.25"W 32.5"D 48.75"H 28.5"SH 34.5"AH
Weight: 15



M7229R
Stackable Chaise Lounge
27.5"W 82.5"D 41"H 14"SH 21"AH
Weight: 20



M4506S
Universal Relaxed Sling
Stack Sled Base Sand Chair
26"W 26"D 25"H 11"SH 17"AH
Weight: 10



M8008
Ottoman
23"W 22"D 17"H
Weight: 8



M8009
Chaise Lounge
27"W 80.25"D 34.5"H 14"SH 22"AH
Weight: 28

- Transitional design
- Created from heavy-walled octagonal aluminum extrusion
- Ergonomically formed sling bucket- available in two heights

- Nylon foot glides protect furniture and floor surface
- Available in all frame finishes (page 189)



Lagoon products are not only created to be functional, ergonomic and long lasting, but also with fashion and style. The beautiful, innovative product design is environmentally friendly, stain resistant and easily maintained. Made with high quality and non-toxic eco friendly polypropylene material, and manufactured using plastic injection molding technology, Lagoon provides comfort while maintaining its durability.



Lagoon Nido Chair

! IMPORTANT ORDERING INFORMATION
 Brazo, Koppla, Nido and Rue chairs are sold ONLY in sets of four (4)



***7055-V5**
 Nido, Nesting - Green
 25.8"W 22.8"D 32.3"H 17.7"SH
 Weight: 11



7055-G6
 Gray



7055-W9
 White



7055-YB
 Orange



***7025-N3**
 Rue Armless Chair, Nesting - Brown
 18.9"W 22.8"D 34.6"H 17.7"SH
 Weight: 8.6



7025-G6
 Gray



7025-K4
 Pearl Black



7025-W8
 White



***7027-G6**
 Koppla Arm Chair, Nesting - Gray
 22.4"W 23.6"D 31.5"H 17.7"SH 25"AH
 Weight: 10.34



7027-K4
 Black Pearl



7027-N3
 Brown



7027-W8
 White



Nests 7-8 high



7050-B7
 Alissa Arm Chair, Nesting - Blue
 22.8"W 23.6"D 31.3"H 17.7"SH 25"AH
 Weight: 9.7



7050-BF
 Blue Green



7050-G6
 Gray



7050-K5
 Black



7050-R4
 Red



7050-R7
 Pink



7050-V5
 Green



7050-W9
 White



7050-YB
 Orange



7050-YF
 Gold/Amber



*** Brazo, Koppla, Nido, and Rue Collection skus may only be ordered in multiples of 4.**



7052-YB
Sensilla Armless Chair, Nesting – Orange
19.5"W 20.7"D 32.3"H 17.7"SH
Weight: 7.5



7052-B7
Blue



7052-G6
Gray



7052-G7
Dark Gray



7052-R4
Red



7052-R7
Pink



7052-V5
Green



7052-W9
White



7052-YF
Gold/Amber



Nests 7-8 high



7058-B9
Angel's Trumpet – Light Blue
25.2"W 37.8"D 26.8"H 13"SH
Weight: 9.26



7058-K5
Black



7058-W9
White



***7202-N3**
Brazo Dining Chair, Nesting – Brown
20.9"W 18.7"D 30.7"H 17.3"SH 25"AH
Weight: 7.9



7202-G6
Gray



7202-W9
White



Uniquely designed arms allow the chair to rest on a table top and provides quick and easy access to the floor for cleaning.



7203A-G6
Milos Dining Chair, Nesting – Gray
22.1"W 22.4"D 32.3"H 17.7"SH 27"AH
Weight: 9.5



7203A-B9
Blue



7203A-K5
Charcoal



7203A-W9
White



7203A-YF
Yellow

*** Brazo, Koppla, Nido and Rue Collection skus may only be order in multiples of 4.**



7203B-B9
Milos Armless Dining Chair, Nesting – Blue
19.8"W 22.4"D 32.3"H 17.7"SH
Weight: 8.8



7203B-G6
Gray



7203B-KS
Charcoal



7203B-W9
White



7203B-YF
Yellow



7203BB-B9
Milos Bar Stool, Nesting – Blue
20"W 19.9"D 40.2"H 29.5"SH
Weight: 10.8



7203BB-G6
Gray



7203BB-KS
Charcoal



7203BB-VD
Agave Green



7203BB-W9
White



7203BB-YF
Yellow



7203BC-VD
Milos Counter Stool, Nesting
– Agave Green
19.9"W 19.7"D 32.6"H 25.6"SH
Weight: 10.4



7203BC-B9
Blue



7203BC-G6
Gray



7203BC-KS
Charcoal



7203BC-W9
White



7203BC-YF
Yellow



7057A-R5
Joyous Stool – Salmon
16.9"W 16.1"D 22.8"H 18.1"SH
Weight: 5.7

7057A-VB
Mint Green

7057A-W9
White

7057A-Y8
Orange



7057C-Y8
Joyous Counter Stool – Orange
17.7"W 17.7"D 30.3"H 25.6"SH
Weight: 8.6

7057C-R5
Salmon

7057C-VB
Mint Green

7057C-W9
White



7057B-VB
Joyous Bar Stool – Mint Green
17.9"W 18.1"D 34.3"H 29.5"SH
Weight: 9

7057B-R5
Salmon

7057B-W9
White

7057B-Y8
Orange



7036C-N3
Rue Bar Stool, Nesting – Brown
20"W 19.9"D 40.2"H 29.5"SH
Weight: 9.9



7036C-G6
Gray



7036C-KS
Charcoal



7036C-N4
Yellow



7036C-W9
White



7036C-N4
Rue Counter Stool, Nesting – Yellow
19.9"W 19.7"D 36.2"H 25.6"SH
Weight: 9.6



7036C-G6
Gray



7036C-KS
Charcoal



7036C-N3
Brown



7036C-W9
White



7211B-B9
Sensilla Bar Stool, Nesting
Blue
20.5"W 19.7"D 40.6"H 29.5"SH
Weight: 10.8



7211B-G6
Gray



7211B-G7
Iron Gray



7211B-G8
Cool Gray



7211B-P5
Purple



7211B-V4
Green



7211B-W9
White



7211B-YB
Orange



7211B-YF
Yellow





7211C-V4
Sensilla Counter Stool,
Nesting, Green
20"W 19"D 37"H 25.6"SH
Weight: 10.4



7211C-B9
Blue



7211C-G6
Gray



7211C-G7
Iron Gray



7211C-G8
Cool Gray



7211C-P5
Purple



7211C-W9
White



7211C-YB
Orange




7211C-YF
Yellow




Table tops are made from 100% injection molded polypropylene material. The design of the mold creates the look real woven furniture. The tops are extremely durable, easily kept clean and economically priced. It's amazingly realistic looking!

Tables 7020, 7021, 7022 need assembly.

Available Top Weave Colors



G6 Gray



K3 Black



N3 Brown




W8 White



7020-D2-G6
Gray
7020-D2-K3
Black
7020-D2-N3
Brown
7020-D2-W8
White

7020-D2-W8
Oslo Square Dining Table, without umbrella hole
Rattan Top, White (Aluminum Legs)
37.4"W 37.4"D 29.5"H
Weight: 19.8



7021-D2-G6
Gray
7021-D2-K3
Black
7021-D2-N3
Brown
7021-D2-W8
White

7021-D2-G6
Oslo Rectangular Dining Table without umbrella hole
Rattan Top, Gray (Aluminum Legs)
68.9"W 37.4"D 29.5"H
Weight: 32



7022-D2-G6
Gray
7022-D2-K3
Black
7022-D2-N3
Brown

7022-D2-W8
Russ Square Dining Table, without umbrella hole
Rattan Top, White (Aluminum Legs)
26.8"W 26.8"D 29.5"H
Weight: 10.7



7022-B2-G6
Gray
7022-B2-K3
Black
7022-B2-W8
White

7022-B2-N3
Russ Square Bar Table, without umbrella hole
Rattan Top, Brown (Aluminum Legs)
26.8"W 26.8"D 41.7"H
Weight: 27.6

Lagoon



7095-K5
Uno Side Table Black
17.5"W 22"D 20.9"H
Weight: 5.9



7095-G6
Gray
7095-W9
White



7168-W
Heron Round Dining Table
Powder Coated
Steel Legs - White
27.6"W 27.6"D 29.5"H
Weight: 15.4



7169-W
Heron Round Dining Table
Powder Coated
Steel Legs - White
35.4"W 35.4"D 29.5"H
Weight: 19.8



7033A-N3
Mallorca side table,
Brown
14.8"W 14.8"D 14.6"H
Weight: 4.1



7033A-G6
Gray



7033A-K3
Black



7033A-V4
Green



7033A-W8
White



7033A-YF
Yellow



7998M-01-YF
Provence Planter Medium - Yellow
22.2"W 29.7"D 28.7"H
Weight: 5.9



7998M-01-G7
Iron Gray



7998M-01-V4
Green



7998S-01-V4
Provence Planter Small - Green
29.7"W 14.76"D 25.5"H
Weight: 5.9



7998S-01-G7
Iron Gray



7998S-01-YF
Yellow



Euro Form

The Euro Form Collection is created from either high quality, batch-dyed fiberglass/polypropylene resins or 100% polypropylene depending on model. These very tough materials include UV additives for outdoor exposure. The process of creating the frames involves "air molding" technology which makes it possible to achieve closed shapes and guarantee a more hard-wearing and easy-to-clean product. These products are resistant to sunlight and atmospheric agents.



40326.00.000
Net Chair, Bianco, nesting
24"W 23"D 31.5"H 18.3"SH 26.5"AH
Weight: 9



40326.02.000
Net Chair, Anthracite, nesting
24"W 23"D 31.5"H 18.3"SH 26.5"AH
Weight: 9



40326.04.000
Net Chair, Salice, nesting
24"W 23"D 31.5"H 18.3"SH 26.5"AH
Weight: 9



40326.10.000
Net Chair, Tortora, nesting
24"W 23"D 31.5"H 18.3"SH 26.5"AH
Weight: 9



40326.56.000
Net Chair, Senape, nesting
24"W 23"D 31.5"H 18.3"SH 26.5"AH
Weight: 9



40326.75.000
Net Chair, Corallo, nesting
24"W 23"D 31.5"H 18.3"SH 26.5"AH
Weight: 9



Euro Form Doga Chair

The Doga Collection is created from 100% batch-dyed resins.



40254.00.000
Doga Armchair, Bianco, stackable
23.6"W 22.25"D 32.87"H 18.31"SH
25.39"AH
Weight: 10.6



40254.02.000
Doga Armchair, Anthracite, stackable
23.6"W 22.25"D 32.87"H 18.31"SH
25.39"AH
Weight: 10.6



40254.15.000
Doga Armchair, Menta, stackable
23.6"W 22.25"D 32.87"H 18.31"SH
25.39"AH
Weight: 10.6



40254.16.000
Doga Armchair, Agave, stackable
23.6"W 22.25"D 32.87"H 18.31"SH
25.39"AH
Weight: 10.6



40254.18.000
Doga Armchair, Pera, stackable
23.6"W 22.25"D 32.87"H 18.31"SH
25.39"AH
Weight: 10.6



40254.21.000
Doga Armchair, Marsala, stackable
23.6"W 22.25"D 32.87"H 18.31"SH
25.39"AH
Weight: 10.6



40255.00.000

Doga Bistro Chair, Bianco, stackable
20.87"W 21.65"D 32.48"H 18.7"SH
Weight: 8.8



40255.02.000

Doga Bistro Chair, Anthracite, stackable
20.87"W 21.65"D 32.48"H 18.7"SH
Weight: 8.8



40255.15.000

Doga Bistro Chair, Menta, stackable
20.87"W 21.65"D 32.48"H 18.7"SH
Weight: 8.8



40255.16.000

Doga Bistro Chair, Agave, stackable
20.87"W 21.65"D 32.48"H 18.7"SH
Weight: 8.8



40255.18.000

Doga Bistro Chair, Pera, stackable
20.87"W 21.65"D 32.48"H 18.7"SH
Weight: 8.8



40255.21.000

Doga Bistro Chair, Marsala, stackable
20.87"W 21.65"D 32.48"H 18.7"SH
Weight: 8.8



40256.00.000

Doga Relax Chair, Bianco, stackable
27.56"W 29.7"D 29.9"H 16.3"SH 22.8"AH
Weight: 13.23



40256.02.000

Doga Relax Chair, Anthracite, stackable
27.56"W 29.7"D 29.9"H 16.3"SH 22.8"AH
Weight: 13.23



40256.15.000

Doga Relax Chair, Menta, stackable
27.56"W 29.7"D 29.9"H 16.3"SH 22.8"AH
Weight: 13.23



40256.16.000

Doga Relax Chair, Agave, stackable
27.56"W 29.7"D 29.9"H 16.3"SH 22.8"AH
Weight: 13.23



40256.18.000

Doga Relax Chair, Pera, stackable
27.56"W 29.7"D 29.9"H 16.3"SH 22.8"AH
Weight: 13.23



40256.21.000

Doga Relax Chair, Marsala, stackable
27.56"W 29.7"D 29.9"H 16.3"SH 22.8"AH
Weight: 13.23



40242.00.000
 Bora Armchair, Bianco, stackable
 23"W 21.7"D 33.9"H 18.3"SH 25.59"AH
 Weight: 9.7



40242.02.000
 Bora Armchair, Anthracite, stackable
 23"W 21.7"D 33.9"H 18.3"SH 25.59"AH
 Weight: 9.7



40242.07.000
 Bora Armchair, Rosso, stackable
 23"W 21.7"D 33.9"H 18.3"SH
 25.59"AH
 Weight: 9.7



40242.10.000
 Bora Armchair, Tortora, stackable
 23"W 21.7"D 33.9"H 18.3"SH 25.59"AH
 Weight: 9.7



40242.16.000
 Bora Armchair, Agave, stackable
 23"W 21.7"D 33.9"H 18.3"SH 25.59"AH
 Weight: 9.7



40242.39.000
 Bora Armchair, Celeste, stackable
 23"W 21.7"D 33.9"H 18.3"SH 25.59"AH
 Weight: 9.7



40243.00.000
 Bora Bistro Chair, Bianco, stackable
 19.3"W 21.3"D 32.7"H 18.3"SH
 Weight: 8.15



40243.02.000
 Bora Bistro Chair, Anthracite, stackable
 19.3"W 21.3"D 32.7"H 18.3"SH
 Weight: 8.15



40243.07.000
 Bora Bistro Chair, Rosso, stackable
 19.3"W 21.3"D 32.7"H 18.3"SH
 Weight: 8.15



40243.10.000
 Bora Bistro Chair, Tortora, stackable
 19.3"W 21.3"D 32.7"H 18.3"SH
 Weight: 8.15



40243.16.000
 Bora Bistro Chair, Agave, stackable
 19.3"W 21.3"D 32.7"H 18.3"SH
 Weight: 8.15



40243.39.000
 Bora Bistro Chair, Celeste, stackable
 19.3"W 21.3"D 32.7"H 18.3"SH
 Weight: 8.15

**40250.00.000**

Trill Armchair, Bianco, stackable
23"W 21"D 32.5"H 18.7"SH 25.39"AH
Weight: 10.36

**40250.02.000**

Trill Armchair, Anthracite, stackable
23"W 21"D 32.5"H 18.7"SH 25.39"AH
Weight: 10.36

**40250.03.000**

Trill Armchair, Grigio, stackable
23"W 21"D 32.5"H 18.7"SH 25.39"AH
Weight: 10.36

**40250.10.000**

Trill Armchair, Tortora, stackable
23"W 21"D 32.5"H 18.7"SH 25.39"AH
Weight: 10.36

**40250.16.000**

Trill Armchair, Agave, stackable
23"W 21"D 32.5"H 18.7"SH 25.39"AH
Weight: 10.36

**40250.49.000**

Trill Armchair, Ottanio, stackable
23"W 21"D 32.5"H 18.7"SH 25.39"AH
Weight: 10.36

**40250.53.000**

Trill Armchair, Tobacco, stackable
23"W 21"D 32.5"H 18.7"SH 25.39"AH
Weight: 10.36

**40250.56.000**

Trill Armchair, Senape, stackable
23"W 21"D 32.5"H 18.7"SH 25.39"AH
Weight: 10.36

**40253.00.000**

Trill Bistro Chair, Bianco, stackable
19.7"W 20.3"D 32.5"H 18.7"SH
Weight: 9.25

**40253.02.000**

Trill Bistro Chair, Anthracite, stackable
19.7"W 20.3"D 32.5"H 18.7"SH
Weight: 9.25

**40253.03.000**

Trill Bistro Chair, Grigio, stackable
19.7"W 20.3"D 32.5"H 18.7"SH
Weight: 9.25

**40253.10.000**

Trill Bistro Chair, Tortora, stackable
19.7"W 20.3"D 32.5"H 18.7"SH
Weight: 9.25

**40253.16.000**

Trill Bistro Chair, Agave, stackable
19.7"W 20.3"D 32.5"H 18.7"SH
Weight: 9.25

**40253.49.000**

Trill Bistro Chair, Ottanio, stackable
19.7"W 20.3"D 32.5"H 18.7"SH
Weight: 9.25

**40253.53.000**

Trill Bistro Chair, Tobacco, stackable
19.7"W 20.3"D 32.5"H 18.7"SH
Weight: 9.25

**40253.56.000**

Trill Bistro Chair, Senape, stackable
19.7"W 20.3"D 32.5"H 18.7"SH
Weight: 9.25



53052.00.000
Fiore Dining Table Base, Anthracite
18.7"W 18.7"D 28.35"H
Weight: 11

53053.00.000
Fiore Dining Table Base, White



53153.00.000
Fiore Bar Height Table Base White
18.5"W 18.5"D 42"H
Weight: 12.5

53152.00.000
Fiore Bar Height Table Base Anthracite



30707.10.301
27.5" Laminato Square White Table Top
27.5" sq .5"H
Weight: 15.43



30717.10.301
27.5" Laminato Round White Table Top
27.5" dia .5"H
Weight: 12.13

Table tops fit any Fiore table base. Tops do not have an umbrella hole.



48052.02.000
Cube Table Anthracite,
No hole
31.5"W 31.5"D 29.5"H
Weight: 25



48053.00.000
Cube Table Bianco,
No hole
31.5"W 31.5"D 29.5"H
Weight: 25



48059.10.000
Cube Table Tortora,
No hole
31.5"W 31.5"D 29.5"H
Weight: 25

Spritz side tables are created from batch-dyed fiberglass/polypropylene resins with non-slip feet.



40058.00.000
Spritz Side Table, Bianco
24"W 24"D 15.75"H
Weight: 9



40058.02.000
Spritz Side Table, Anthracite
24"W 24"D 15.75"H
Weight: 9



40058.07.000
Spritz Side Table, Rosso
24"W 24"D 15.75"H
Weight: 9

The Spritz table ships with a long and short table stem making this table either dining or side table height.



40058.10.000
Spritz Side Table, Tortora
24"W 24"D 15.75"H
Weight: 9



40058.16.000
Spritz Side Table, Agave
24"W 24"D 15.75"H
Weight: 9



40058.39.000
Spritz Side Table, Celeste
24"W 24"D 15.75"H
Weight: 9



The Euro Form bar stool and table collection
Featuring the net bar stools



40355.00.000
Net Stackable Barstool, Bianco
19.3"W 20.7"D 40"H 30"SH
Weight: 9.7



40355.02.000
Net Stackable Barstool, Antracite
19.3"W 20.7"D 40"H 30"SH
Weight: 9.7



40355.04.000
Net Stackable Barstool, Salice
19.3"W 20.7"D 40"H 30"SH
Weight: 9.7



40355.10.000
Net Stackable Barstool, Tortora
19.3"W 20.7"D 40"H 30"SH
Weight: 9.7



40355.56.000
Net Stackable Barstool, Senape
19.3"W 20.7"D 40"H 30"SH
Weight: 9.7



40355.75.000
Net Stackable Barstool, Corallo
19.3"W 20.7"D 40"H 30"SH
Weight: 9.7



40348.00.000
Doga Stackable Barstool, Bianco
20.1"W 19.5"D 40"H 29.5"SH
Weight: 11.25



40348.02.000
Doga Stackable Barstool, Anthracite
20.1"W 19.5"D 40"H 29.5"SH
Weight: 11.25



40348.15.000
Doga Stackable Barstool, Menta
20.1"W 19.5"D 40"H 29.5"SH
Weight: 11.25



40348.16.000
Doga Stackable Barstool, Agave
20.1"W 19.5"D 40"H 29.5"SH
Weight: 11.25



40348.18.000
Doga Stackable Barstool, Pera
20.1"W 19.5"D 40"H 29.5"SH
Weight: 11.25



40348.21.000
Doga Stackable Barstool, Marsala
20.1"W 19.5"D 40"H 29.5"SH
Weight: 11.25



40348.53.000
Doga Stackable Barstool,
Tobacco
20.1"W 19.5"D 40"H 29.5"SH
Weight: 11.25



40344.39.000
Lido Stackable Bar Stool
Celeste
19.25"W 20"D 38"H 30"SH
Weight: 9.5



40344.10.000
Lido Stackable Bar Stool
Tortora
19.25"W 20"D 38"H 30"SH
Weight: 9.5



40344.00.000
Lido Stackable Bar Stool
Bianco
19.25"W 20"D 38"H 30"SH
Weight: 9.5



40344.02.000
Lido Stackable Bar Stool
Anthracite
19.25"W 20"D 38"H 30"SH
Weight: 9.5



40344.07.000
Lido Stackable Bar Stool
Rosso
19.25"W 20"D 38"H 30"SH
Weight: 9.5



Atlantico Chaise Lounges

Atlantico frames are created from uniformly colored fiberglass/polypropylene resins. They are covered in breathable synthetic fabric and are replaceable. Stackable with 4-position reclining back. Small wheels allow easy mobility.



40450.00.104
Atlantico Stackable Chaise Lounge
Bianco/Tortora
27.5"W 40"H 13.75"SH
67.3"D (Up) 80.3"D (Flat)
Weight: 35




40450.02.057
Atlantico Stackable Chaise Lounge
Anthracite/Anthracite
27.5"W 40"H 13.75"SH
67.3"D (Up) 80.3"D (Flat)
Weight: 35



40450.00.075
Atlantico Stackable Chaise Lounge
Bianco/Celeste
27.5"W 40"H 13.75"SH
67.3"D (Up) 80.3"D (Flat)
Weight: 35




40450.00.107
Atlantico Stackable Chaise Lounge
Bianco/Bianco
27.5"W 40"H 13.75"SH
67.3"D (Up) 80.3"D (Flat)
Weight: 35



Anthracite



Celeste



Bianco



Tortora



Concealed Wheels

Atlantico chaises are tested to 350 lbs.

Texawood



TexaWood is a line of environmentally friendly furniture utilizing 'lumber' made from recycled plastics. The TexaWood 'lumber' begins its transformation with the recycling of post-consumer bottle waste such as milk and detergent bottles and other post-industrial materials. The cleaned and decontaminated materials are compounded into pellets that are melted, molded and extruded into planks of plastic 'lumber' and are available in a host of natural and vibrant colors. By creating the 'lumber' from a single, purified polymer material, the eventual lumber is manufactured to an exacting, reproducible product ensuring uniform quality standards. The end product is a high-density polyethylene (HDPE) material that has the look and texture of real wood.


How does this material withstand the elements? Extremely well! The 'lumber' is tested in thousands of hours of UV and water scenarios with outstanding results. Although some slight color fading could occur during its service life it will be uniform in appearance. This excellent outdoor material needs no waterproofing, painting or staining to maintain its appearance.

Our Adirondack collections are made exclusively with this lumber material and assembled using stainless steel hardware. The Fresco collection incorporates a very heavy wall aluminum frame with planks of the TexaWood lumber. The planks are held in place with stainless steel hardware.

Texacraft's TexaWood collections are perfect for commercial use as they are extremely durable and need little maintenance. A simple wash with the hose will keep the furniture clean and looking good for years of outdoor enjoyment.

Breeze, Adirondack, Fire Table Lumber Color Selections

traditional



Teak (TE)

Green (GR)

Black (BL)

Sand (SA)

White (WH)

Mahogany (MA)

Slate Grey (GY)

vibrant



Sunset Red (SR)

Tangerine (TA)

Lemon (LE)

Lime (LI)

Aruba (AR)

Pacific Blue (PB)

Navy (NV)



Adirondack Lounge

Available in traditional and vibrant lumber. Ships unassembled; assembly available at additional charge.



TCSBA15
Adirondack Lounge
31.25"W 33.75"D 38.5"H
16"SH 24"AH
Weight: 37



TCHNR10
Adirondack Lounge Rocker
29.75"W 34.75"D 37.75"H
16.75"SH 24.75"AH
Weight: 40



TCMNA110
Contemporary Adirondack
30"W 32.25"D 37"H 15"SH 23"AH
Weight: 35



TCSBT18
Adirondack Lounge Side Table
15"W 19"D 18"H
Weight: 10



TCHNA15
Adirondack Lounge with Hideaway
Ottoman
29.75"W 33.5"D 37.5"H 15"SH 23"AH
Weight: 48



TCTT15S
Square Bridge Table
connects the TCSBA15 and TCHNA15
Weight: 16



TCTT15A
Angled Bridge Table
connects the TCSBA15 and TCHNA15
Weight: 18

Adirondack Classic

Only available in traditional lumber
Ships unassembled; assembly available at additional charge



TCSH22
Adirondack Classic
31.25"W 33.75"D 38.5"H
15.75"SH 24.25"AH
Weight: 46



TCSH18
Adirondack Classic Side Table
17.75"W 17.75"D 18"H
Weight: 16



NOTE The TCCTF42 and TCCTF48 Fresco fire tables can be hooked up to direct hard lines of natural gas or liquid propane. The burners come standard with a propane orifice, so no additional adjustments would be required to run them on propane. To burn natural gas, an orifice in the gas line must be replaced. The natural gas orifice is included in the burner package, and the instruction manual tells the user how to install it.

Fresco Fire Tables


With push button spark ignitor. Only available in traditional lumber. Ships assembled



TCCTF42S
Fresco Fire Table 42" Square
42.5" Square 23.75"H
Weight: 138
(LP Tank not included)



TCCTF48R
Fresco Fire Table 48" Round
48" Round 23.75"H
Weight: 140
(LP Tank not included)



- Fire Tables are designed to burn LP (Propane) or NG (Natural Gas)
- Conversion Kit from LP to NG is included
- Models ship as LP ready with hose and regulator
- Simply connect to a standard 20 lb. LP tank to operate
- Tank stores underneath the fire burner
- Fire table tops and base created from Texawood
- Burner is UL tested and listed
- Round Fire Table produces 60,000 BTUs per hour LP or NG
- Square Fire Table produces 60,000-90,000 BBTs per hour LP or NG
- Decorative Clear Glass Gems are included with each table
- Clear Glass Wind Guard is included with each table



TC2012
Contempo Saddle Bar Stool
20.5"W 15.75"D 29.75"H
Weight: 16
Stool legs only available in White (WH) or Black (BL).
Seat available in traditional or vibrant lumber colors.



TCRBT224
24" Contempo Bar Table
24"W 24"D 42"H
Weight: 31
Table legs only available in White (WH) or Black (BL).
Top available in traditional or vibrant lumber colors.



TC2002
Traditional Bar Stool
20.5"W 15.75"D 29.75"H
Weight: 16
Stool legs and seat same color.
Traditional lumber colors only.



TCRBT124
24" Traditional Bar Table
24"W 24"D 42"H
Weight: 31
Table legs and top same color.
Traditional lumber colors only.

- Built to withstand a range of climates including hot sun, snowy winters, and strong coastal winds
- UV protectant and color continuously throughout the HDPE material; requires no painting or waterproofing
- HDPE material cleans easily and is not prone to splinter, crack, chip, peel, or rot

- Saddle stool seats are shaped for comfort
- Marine-grade quality stainless steel hardware
- Tables require minimal assembly
- Available in traditional and vibrant lumber

Scandia Vinyl Crossweave

Finish - Latte Vinyl - 48





M4501CW
 Nesting Dining Chair (Double Wrapped)
 26"W 26"D 34.5"H 18"SH 24.5"AH
 Weight: 14



M4506CW
 Nesting Sand Chair (Double Wrapped)
 26"W 26.75"D 25.75"H 11"SH 17"AH
 Weight: 14



M4509CW
 Stacking Chaise Lounge (Double Wrapped)
 28.25"W 84.5"D 45.5"H 15"SH
 Weight: 47



M4505CW
 Bar Stool (Double Wrapped)
 26"W 26"D 45"H 29"SH 35.5"AH
 Weight: 19



M4505BCW
 Balcony Height Stool (Double Wrapped)
 26"W 26"D 39.5"H 23.5"SH 30.25"AH
 Weight: 18

- Transitional design
- Created from heavy-walled radius edge oval aluminum extrusion
- 100% Virgin vinyl with mildew inhibitors, 2" wide
- Double wrapped and crosswoven strap

- Good choice for commercial/contract environments
- Nylon foot glides protect furniture and floor surface
- Available in all frame finishes (page 189)
- Vinyl strap colors (page 190)

Adirondack Collection

Finish - Bronze Weave - Oyster Weave



M8402W Adirondack Chair



M8402S
Adirondack Chair,
Sling Mid-Height
31.25"W 34.5"D 30.25"H
14.5"SH 22.25"AH
Weight: 30



M8402SC
Adirondack Chair,
Suncloth Weave Mid-Height
31.25"W 34.5"D 30.25"H
14.5"SH 22.25"AH
Weight: 30



M8402WO
Adirondack Chair, Beachwood Weave
Woven Mid-Height
31.25"W 34.5"D 30.25"H
14.5"SH 22.25"AH
Weight: 31



M8402W
Adirondack Chair,
Oyster Weave
Coeur d'Alene Mid-Height
31.25"W 34.5"D 30.25"H
14.5"SH..22.25"AH
Weight: 32

- All aluminum framework
- Rear wheels for easy maneuverability
- Availability is four seat styles

- M8402SC Suncloth Weave seat available in 5 colors (page 8)
- Available in all frame finishes (page 189)
- M8402S Sling seat available in sling fabrics (pages 192-199)

Chelsea Lounge Chair

Finish - Yellow Fabric - 5601



M8604P
Lounge Chair with premium lumbar-
chair pad
31.75"W 32.5"D 41.25"H
13.25"SH 22.75"AH
Weight: 26



The back is laser cut from a sheet of solid aluminum

- Transitional Design
- All aluminum, fully-welded frame
- Back design is laser cut
- Seat/Lumbar cushion secures to frame with Velcro straps
- Back is cut from sheets of solid aluminum
- Seat surface is solid aluminum panel
- Available in all finish colors (page 189)
- Premium cushion features (page 191)
- Seat/Lumbar cushion fabrics (pages 192-208)



M4009S
Nesting Sling Game Chair
22.5"W 30.75"D 33.75"H 17"Sh 23.5"Ah
Weight: 9



M4005S
Sling Bar Stool
24"W 29"D 48.5"H 29"Sh 36.75"Ah
Weight: 11



M4006S
Nesting Sling Sand Chair
22.5"W 31.5"D 24"H 7.5"Sh 13.5"Ah
Weight: 8



M4102HS
Elevated Stacking
Sling Chaise Lounge
27"W 78"D 46.5"H 17.5"SH Weight: 24
M10005S Chaise pad sold separately.



M4102S
Stacking Sling Chaise Lounge
27.25"W 82.5"D 41"H 13"SH Weight: 21
M10005S Chaise pad sold separately.



M3005RCW
Vinyl Crossweave Nesting Game Chair
(Double wrapped)
23.5"W 29"D 33.25"H 16.5"SH 21"AH
Weight: 10



M4005CW
Vinyl Crossweave Bar Stool
(Double wrapped)
24"W 27.5"D 48"H 30"SH
36.75"AH
Weight: 14



M4006CW
Vinyl Crossweave Nesting Sand Chair
(Double wrapped)
22.75"W 33"D 23.25"H 8.25"SH 13.75"AH
Weight: 9

M4006CWHB
(Not Shown) Vinyl Crossweave High Back
Nesting Sand Chair (Double wrapped)
22.75"W 38.75"D 29.5"H 8.25"SH 13.75"AH
Weight: 10



Skid Plate

M3105CW
Vinyl Crossweave Stacking Chaise Lounge
(Double wrapped)
27.5"W 78.5"D 42.125"H 13.5"SH Weight: 23
M10005 Chaise Lounge pad sold separately.

M3205CW
Vinyl Crossweave Stacking Chaise Lounge With Skids
(Double wrapped)
27.5"W 78.5"D 42.125"H 13.5"SH Weight: 24
M10005 Chaise Lounge pad sold separately.



M3105HCW
Elevated Vinyl Crossweave
(Double wrapped)
Stacking Chaise Lounge Weight: 24
27"W 78"D 46.5"H 17.5"SH
M10005 Chaise Lounge pad sold separately.

M3205HCW
Elevated Vinyl Crossweave
(Double wrapped)
Stacking Chaise Lounge With Skids
27"W 78"D 46.5"H 17.5"SH Weight: 25
M10005 Chaise Lounge pad sold separately.

- Heavy-walled tubular aluminum extrusion
- Pieces stack (excluding bar stool)
- Nylon glides underfoot for surface protection
- Available in sling or vinyl strap seat
- Over-under style vinyl cross weave pattern

- Virgin vinyl strap, 2" wide created with mildew inhibitors
- Optional skid plate available on chaises for base protection
- Available in all frame finishes (page 189)
- Vinyl strap colors (page 190)
- All chairs and chaises are double wrapped.

TROPIC CRAFT™
CASUALS

Splash

Finish - smooth white vinyl - 5113



Doublewrap
Strap



Skid Plate



M4005
Bar Stool
(Double Wrapped)
24.5"W 27"D 48"H 30"SH 36.75"AH
Weight: 13



M4102
Stacking Chaise Lounge
(Double Wrapped)
27"W 78"D 42.5"H 13"SH Weight: 20

M4202 Stacking Chaise Lounge with Skids
(Double Wrapped)
27"W 78"D 42.5"H 13"SH Weight: 21

M4102H
Elevated Stacking Chaise Lounge
(Double Wrapped)
27"W 78"D 46.5"H 17"SH Weight: 23



M10004 Dining Pad (Shown On M4009)
Also fits: M4005, M4006



M10005 Chaise Pad (Shown On M4102)
Also fits: M4202, M4102H, M3105CW, M3205CW



M4009
Nesting Game Chair
(Double Wrapped)
22"W 30"D 34.5"H 17"SH 23.75"AH
Weight: 10



M4006HB
Nesting High Back Sand Chair
(Double Wrapped)
23"W 38.5"D 30"H 8"SH 13.75"AH
Weight: 10



M4006
Nesting Sand Chair
(Double Wrapped)
23"W 33"D 22.5"H 8"SH 13.75"AH
Weight: 9

- Traditional design
- Heavy-walled tubular aluminum extrusion
- Optional skid plate available on chaises for chaise base protection
- Nylon glides underfoot for surface protection
- Pieces stack (Excluding Bar Stool)


- Virgin vinyl strap, 2" wide created with mildew inhibitors
- Available in all frame finishes (page 189)
- Vinyl strap colors (page 190)
- All chairs and chaises are double wrapped.

Extruded Aluminum Slat Tops


Slat top tables are created from individual pieces of extruded aluminum and captured in an attractive outer rim. The tops are available in all frame finishes




MESL-024 23.5" Round Top 8 lbs.
MESL-S24 23.5" Square Top 10 lbs.




MESL-052 27" x 54" Rectangular Cocktail/Dining/Balcony Top 32 lbs. Fits bases M9307B, M9352B and M9352BB



MESL-084 42" x 85.5" Rectangular Dining Top (with hole) 69 lbs.
MESL-073 42" x 73" Rectangular Dining Top (with hole) 60 lbs.



MESL-090 60" x 91" Rectangular Dining Top (with hole) 110 lbs.




MESL-R30 30" Round 15 lbs.



MESL-R36 36" Round Top (with hole) 22 lbs.



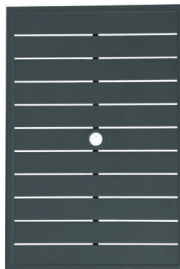
MESL-S30 30" Square Top 18 lbs.




MESL-S36 36" Square Top (with hole) 25 lbs.
MESL-S42 42" Square Top (with hole) 36 lbs.



MESL-054 54" Round Top (with hole) 46 lbs.
MESL-048 48" Round Top (with hole) 38 lbs.
MESL-R42 42" Round Top (with hole) 30 lbs.



MESL-24/36 36 X 24" Rectangular Top (with hole) 18 lbs.



MESL-H64 64" Hexagonal Dining Top (with hole) 70 lbs.

Table bases for all alternative tops are located on pages 129. The Extruded Aluminum Slat tops are available in all frame finishes located on page 189. **NOTE THAT TOPS AND BASES ARE SOLD SEPARATELY.** Dining table bases are "KD" (knock down - assembly required). On "KD" table bases the cast aluminum bracket attaches the legs to the inner ring. Easy to follow instructions for assembly are included with each table base.

Table Bases For Alternative Tops

Table Bases (Excluding M9328b) require some assembly.



M9307B 27" x 52" Cocktail Table Base Only
7 lbs.
Any -052 Top



M9328B 24" Lamp Table Base Only
6 lbs.
Any -024, -S24, -022 Top



M9330B 30" Dining Table Base Only
6.5 lbs.
Any -R30, -S30 Top



M9342BL 42" Round Low Cocktail Table Base for Tops 7 lbs.
Any -R36, -S36, -R42 or S42 Top

M9354BL 54" Round Low Cocktail Table Base for Tops 8.5 lbs.
Any -054, -055, -060 Top, and MESL-H64 Top



M9336BH 36" Bar Table Base Only
11 lbs.
For MESL-24/36 Top Only



M9352BB 52" Balcony Height Dining Table Base Only
9 lbs.
Any -052 Top



M9352B 52" Dining Table Base Only
8 lbs.
Any -052 Top



M9354B 54" Round Dining Table Base Only
10 lbs.
Any -054, -060 Top, and MESL-H64 Top

M9336BB 24" x 36" Balcony Height Table Base Only
9 lbs.
For MESL-24/36 Top Only

M9336B 36" Dining Table Base Only
8 lbs.
For MESL-24/36 Top Only

M9348B 48" Round Dining Table Base
9.5 lbs.
Any -048 Top



M9342BH 42" Round Bar Table Base Only
12.5 lbs.
Any -R36, -S36, -R42 or S42 Top



M9342BB 42" Round Balcony Height Table Base Only
12 lbs.
Any -R36, -S36, -R42 or S42 Top



M9342B 42" Round Dining Table Base
8.5 lbs.
Any -R36, -S36, -R42 or S42 Top

M9354BB 54" Round Balcony Height Table Base Only
13.5 lbs.
Any -054, -060 Top, and MESL-H64 Top



M9373BH 42" x 73" Rectangular Bar Height Table Base Only
18 lbs.
Any -073 Top



M9384B 84" Oval Dining Table Base Only
Any -084 or -088 Top 12.5 lbs.

M9373B 42" x 73" Rectangular Dining Table Base Only
Any -073 Top 11.5 lbs.



M9390B 60" x 91" Rectangular Dining Table Base Only
15 lbs.
Any -090 Top

Seascape Tables

Table height dimensions are from top surface to floor. Tables are available in all frame finishes. (page 189)

Umbrella hole accommodates 1 1/2" dia. poles only.



M82020RD
Round Side Table, stacking,
with Stamped Aluminum Top
18.625"W 18.625"D 18.25"H
Weight: 8

Note: Table top inner circle may be ordered in a different finish than the outer rim and legs. Available in all finishes.



M82020SQ
Square Side Table with
Texwood Lumber Top
20.75"W 20.75"D 18.125"H
Weight: 14.5



M82036-ST
36" Square Dining Table w/umb. hole
37.75"W 37.75"D 29.5"H
Weight: 41.5

M82042-ST
42" Square Dining Table w/umb. hole
43.375"W 43.375"D 29.5"H
Weight: 50



M82036-ADA
36" Square Dining Table
with umbrella hole, ADA
37.625"W 37.625"D 31"H
Weight: 43.25

M82042-ADA
42" Square Dining Table
with umbrella hole, ADA
43.375"W 43.375"D 31"H
Weight: 51



M82036-BST
36" Square Balcony Table
with umbrella hole
37.75"W 37.75"D 34.25"H
Weight: 45

M82042-BST
42" Square Balcony Table
with umbrella hole
43.375"W 43.375"D 34.25"H
Weight: 52.5



M82036-HST
36" Square Bar Table
with umbrella hole
37.75"W 37.75"D 39.25"H
Weight: 47

M82042-HST
42" Square Bar Table
with umbrella hole
43.375"W 43.375"D 39.375"H
Weight: 56.5



M82054-ST
27/54 Rect. Dining Table no hole
54.5"W 27"D 29.625"H
Weight: 43


M82063-ST
34/63 Rectangular Dining Table
with umbrella hole
66"W 35.5"D 29.5"H
Weight: 50



M82054-BST
27/54 Rectangular Balcony Table
no hole
54.5"W 27"D 34.25"H
Weight: 45



M82063-BST
34/63 Rectangular Balcony
Table with umbrella hole
66"W 35.5"D 34.75"H
Weight: 65



Seascape Lumber Color Option

Natural Teak (NT) White (WH)
(In Stock) (In Stock)

Sand (SA) Slate Gray (GY)
(Special Order) (Special Order)

Meza Fully Welded Aluminum Tables

Table height dimensions are from top surface to floor. Tables are available in all frame finishes. (page 189)
Dining, balcony and bar tables designed for surface mount (hardware not included.)

Umbrella hole accommodates 1 1/2" dia. poles only.



M9624-ST 24" Round Side Table
23.75"W 23.75"D
21.25"H
16 lbs.



M9624SQ-ST 24" Square Occasional Table (Fully Welded)
23"W 23"D 21.75"H
16 lbs.



M9607-ST 36" Square Cocktail Table (No hole)
36"W 36"D 18.25"H
34 lbs.



M9630-HST 30/40" Rectangular Bar Height Table (with hole)
40"W 29"D 39.5"H
39 lbs.



M9636-ST 36" Square Dining Umbrella Table (with hole)
36"W 35.25"D 29.25"H
40 lbs.



M9636-BST 36" Square Balcony Height Table (with hole)
36"W 36"D 34.5"H
41.5 lbs.



M9636-HST 36" Square Bar Height Table (with hole)
36"W 36"D 39.5"H
43.5 lbs.



M9642-ST 42" Square Dining Umbrella Table (with hole)
42"W 41.25"D 29.25"H
49 lbs.



M9642-BST 42" Square Balcony Height Table (with hole)
42"W 42"D 34.5"H
50.5 lbs.



M9642-HST 42" Square Bar Height Table (with hole)
42"W 42"D 39.5"H
52.5 lbs.



M9648-ST 48" Square Dining Umbrella Table (with hole)
48"W 47.25"D 29.25"H
62 lbs.



M9654-ST 54" Round Dining Table
54"W 54"D 29.5"H
62 lbs.

Two sides wheelchair accessible



M9636-WCA 36" Square Dining Table (with hole)
36"W 36"D 30.75"H
42.5 lbs.
ADA Compliant



M9654-WCA 54" Round Dining Table (with hole)
54"W 54"D 30.5"H
63 lbs.
ADA Compliant

Four sides wheelchair accessible



M9642-WCA 42" Square Dining Table (with hole)
42"W 42"D 30.75"H
51.5 lbs.
ADA Compliant



M9649-WCA 48" Square Dining Table (with hole)
48"W 48"D 30.5"H
63 lbs.
ADA Compliant

Additional Meza rectangular tables shown on page 19.

Café Dining and Bar Tables

Stamped Aluminum tops are created from 3/16" solid aluminum. The geometric pattern of circles give these tables design simplicity and sophistication. **Umbrella hole is for 1 1/2" diameter poles only.** Table height dimensions are from top surface to floor. Bases have adjustable feet for leveling. Available in all frame finishes. (page 189) Unit weights include base weight.



M9830-RST 31" Round Dining Cafe Table
29"H
Base weight - 50 lbs.
Unit weight - 89 lbs.



M9836-RST 37" Round Dining Cafe Table with Umbrella Hole and Cast Plug
29"H
Base weight - 50 lbs.
Unit weight - 94 lbs.



M9836-SST 37" Square Dining Cafe Table with Umbrella Hole and Cast Plug
29"H
Base weight - 50 lbs.
Unit weight - 100 lbs.



M9842-RST 43" Round Dining Table with Umbrella Hole and Cast Plug
29"H
Base weight - 50 lbs.
Unit weight - 105 lbs.



M9848-RST 49" Round Dining Cafe Table with Umbrella Hole and Cast Plug
29"H
Base weight - 50 lbs.
Unit weight - 114 lbs.



M9830B-RST 31" Round Bar Cafe Table
40"H
Base weight - 50 lbs.
Unit weight - 89 lbs.



M9836B-RST 37" Round Bar Cafe Table with Umbrella Hole and Cast Plug
40"H
Base weight - 50 lbs.
Unit weight - 96 lbs.



M9842B-RST 43" Round Bar Cafe Table with Umbrella Hole and Cast Plug
40"H
Base weight - 50 lbs.
Unit weight - 106 lbs.



M9836B-SST 37" Square Bar Cafe Table with Umbrella Hole and Cast Plug
40"H
Base weight - 50 lbs.
Unit weight - 102 lbs.


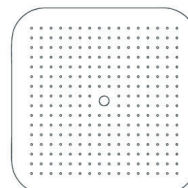


M9848B-RST 49" Round Bar Cafe Table with Umbrella Hole and Cast Plug
40"H
Base weight - 50 lbs.
Unit weight - 118 lbs.



M9048P-ST Rectangular Table
49.5"W 31.5"D 28.5"H
Base weight - 24 lbs.
Unit weight - 65 lbs.

Tops have perforated hole patterns





Portico - Restaurant Collection

Umbrella hole accommodates 1 1/2" dia. poles only.



M27CFA-ST
27" Square Dining Table
27"W 27"D 29.5"H
36.5 lbs.



M36CFA-ST
36" Square Dining Table
with umbrella hole
36"W 36"D 29.5"H
49.5 lbs.



M48CFA-ST
48" Square Dining Table
with umbrella hole
48"W 48"D 30.75"H
79.5 lbs.



M24CFA-RECP
24" Square Waste Receptacle
with 35 gallon Fiberglass Liner w/4 wheel base
24"W 24"D 45.25"H
107 lbs.



Portico's table tops are made from 1/4" stamped aluminum. The top slats have no underneath obstruction that would create a 'crumb catcher'.

- All Items in the Portico collection are fully welded
- Portico Tables are Surface Mountable
- Portico Table Tops are made from 1/4" stamped aluminum
- 36" sq. and 48" sq. tops have 1 3/4" dia. umbrella hole
- Waste Receptacle includes a 35 Gallon fiberglass liner
- Waste Receptacle sides and top are made from 1/8" stamped aluminum
- Liner rests on a 4-wheeled frame to allow easy accessibility for removal
- Waste receptacle has adjustable feet

Matrix Stamped Aluminum Tables

Tables not designated as (Fully Welded) require some assembly. Stamped Aluminum tops are created from 3/16" solid aluminum. The geometric pattern of circles give these tables design simplicity and sophistication. Table height dimensions are from top surface to floor. **Umbrella hole accommodates 1 1/2" dia. poles only.** Available in all frame finishes. (page 189)



M1042-ST 42" Dining/Umbrella Table with Stamped Top (with hole) (Fully Welded)
42.5"W 42.5"D 28.5"H
37 lbs.



M1018-ST 18" Round Side Table with Stamped Top (Fully Welded)
19"W 19"D 18.5"H
9 lbs.



M8142-ST 42" KD Dining/Umbrella Table with Stamped Top
42.5"W 42.5"D 28.5"H
37 lbs.



M8324-ST 24" Round Side Table with Stamped Top (Fully Welded)
25"W 25"D 18"H
16 lbs.

M1048-ST 48" Dining/Umbrella Table with Stamped Top (with hole) (Fully Welded)
49"W 49"D 28.5"H
43 lbs.

M8148-ST 48" KD Dining/Umbrella Table with Stamped Top
48.5"W 48.5"D 28.5"H
43 lbs.



M518SQS 18" Side Table with Stamped Top, (Fully Welded)
19"W 19"D 18.5"H
10 lbs.



M8130ST 30" Round Dining Table with Stamped Top (Fully Welded)
31"W 31"D 28.5"H
23 lbs.



M8136STUQ 36" Square Dining Table with Stamped Top (with hole) (Fully Welded)
37"W 37"D 28.5"H
37 lbs.

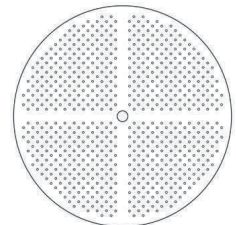
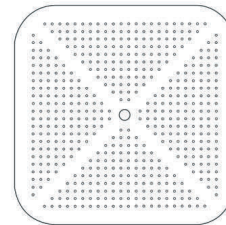


M8136HSTUQ 36" Square Bar Table with Stamped Top (with hole) (Fully welded)
37"W 37"D 39.5"H
38 lbs.



M8142HSTU 42" KD Round Bar Table with Stamped Top (with hole)
42.75"W 42.75"D 39.5"H
38 lbs.

Tops have perforated hole patterns (Excluding M9005-ST)



M9006-ST
Stamped Chaise Table
18.5"W 18.5"D 25"H
20 lbs.



In the down position this is a useful side table.



In the upright position it is used as a lap or serving table.



M9005-ST
Nesting Occasional/Chaise Table, Solid Surface Aluminum Top
24"W 16"D 23.5"H
11 lbs.

Starburst Stamped Aluminum Tables

Tables not designated as (Fully Welded) require some assembly. Table height dimensions are from top surface to floor. Stamped Aluminum tops are created from 3/16" solid aluminum. The geometric pattern of circles give these tables design simplicity and sophistication. **Umbrella hole accommodates 1 1/2" dia. poles only.** Available in all frame finishes. (page 189)



M1018-AST 18" Round Side Table with Stamped Top (Fully Welded)
19"W 19"D 18.5"H
9 lbs.



M518ASQS 18" Side Table with Stamped Top (Fully Welded)
19"W 19"D 18.5"H
10 lbs.



M8324-AST 24" Round Side Table with Stamped Top (Fully Welded)
25"W 25"D 18"H
16 lbs.



M8130-AST 30" Round Dining Table with Stamped Top (Fully Welded)
31"W 31"D 28.5"H
23 lbs.



M8142-AST 42" KD Dining/Umbrella Table with Stamped Top (with hole)
42.5"W 42.5"D 28.5"H
37 lbs.



M1048-AST 48" Dining/Umbrella Table with Stamped Top (with hole) (Fully Welded)
49"W 49"D 27.5"H
43 lbs.



M8136ASTUQ 36" Square Dining Table with Stamped Top (with hole) (Fully Welded)
37"W 37"D 29"H
37 lbs.

M8148-AST 48" KD Dining/Umbrella Table with Stamped Top (with hole)
49"W 49"D 28.5"H
43 lbs.

M1042-AST 42" Dining/Umbrella Table with Stamped Top (Fully Welded)
42"W 42"D 27.5"H
37 lbs.



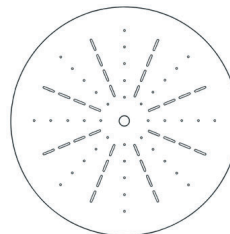
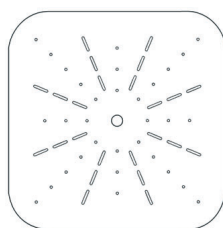
M8136AHSTUQ 36" Square Bar Table with Stamped Top (with hole) (Fully Welded)
37"W 37"D 39.5"H
38 lbs.



M8142-AHST 42" KD Round Bar Table with Stamped Top with Umbrella Hole
42.5"W 42.5"D 39.5"H
38 lbs.



M1048STWCA 49" Square Stamp Top Dining Table (with hole) (Fully Welded)
49"W 49"D 33.5"H
51 lbs.
ADA Compliant



Tops have perforated hole patterns

Fully Welded Aluminum Slat Top Tables

Umbrella hole accommodates 1 1/2" dia. poles only.



M9734-ST 34" Square Dining Umbrella Table (with hole)
34"W 34"D 29"H
31 lbs.



M9763-ST 63" x 34" Rectangular Dining Umbrella Table (with hole)
63"W 34"D 29"H
50 lbs.



M9742-ST 42/43" Square Dining Umbrella Table (with hole)
43.5"W 42.5"D 29"H
47 lbs.



M9020 Serving Cart with Extruded Shelves
28"W 53.5"D 36"H
64 lbs.



M9715-ST 15" Square End Table
15.5"W 15.5"D 18"H
10 lbs.

Table Collections - Fiberglass Slate

Fiberglass tops are constructed from a fiberglass, resin material molded over a full-board reinforced for extra strength and durability. Table height dimensions are from top surface to floor. All tables are fully welded.

Umbrella hole accommodates 1 1/2" dia. poles only.



M1118 18" Side Table with Slate fiberglass top
18"W 18"D 18.5"H
7 lbs.

M1142-6 42" Dining Table with Slate fiberglass top (with hole)
42"W 42"D 28"H
33 lbs.



M1144 42" Dining Table with Slate fiberglass top (with hole)
42"W 42"D 28"H
41 lbs.

MC1136 36" Dining Table with Slate fiberglass top (with hole)
36"W 36"D 27.5"H
35 lbs.

MC1148 48" Dining Table with Slate fiberglass top (with hole)
48"W 48"D 27.5"H
47 lbs.



M1536 36" Bar Height Table with Slate fiberglass top (with hole)
36"W 36"D 40.5"H
34 lbs.

Slate Top Colors



Beige



Ivory



White

Contact your sales representative for additional product information. Your sales representative can assist you in the selection of the proper table to enhance the furniture style you are considering.

TROPIC CRAFT™
CASUALS

Table Collections - Acrylic

Tables not designated as (Fully Welded) require some assembly. **Umbrella hole accommodates 1 1/2" dia. poles only.**
 Available in standard finishes. (page 189) Acrylic Tops are 1/4" thick and have 10 times the impact strength of glass.
 Table height dimensions are from top surface to floor.



M518SQA 18" Square Acrylic Top Table (Fully Welded)
 19"W 19"D 18.5"H
 7 lbs.



M536SQA 36" Square Acrylic Top Table (with hole) (Fully Welded)
 37"W 37"D 28.5"H
 26 lbs.



M1538 36" Bar Height Table with Acrylic Top (with hole) (Fully Welded)
 36"W 36"D 40.5"H
 28 lbs.



M1048-6WCA 49" Square Acrylic Top Dining Table (with hole) (Fully Welded)
 49"W 49"D 33.5"H
 42 lbs.
 ADA Compliant



M1018 18" Side Table Acrylic Top
 19"W 19"D 18.5"H (Fully Welded)
 7 lbs.



M1042BL 42" Round Cocktail Acrylic Top (with hole) (Fully Welded)
 42.5"W 42.5"D 15"H
 22 lbs.



M8130A 30" Round Dining Acrylic Top (Fully Welded)
 30"W 30"D 28.5"H
 18 lbs.



M8136AUQ 36" Square Dining Acrylic Top (with hole) (Fully Welded)
 37"W 37"D 28.5"H
 26 lbs.

M1042-6 42" Dining Table Acrylic Top (with hole) (Fully Welded)
 42.5"W 42.5"D 28.5"H
 23 lbs.

M1048-6 48" Dining Table with Acrylic Top (with hole) (Fully Welded) (not shown)
 49"W 49"D 28.5"H
 28 lbs.



M8148AU 48" KD Round Dining Acrylic Top Table (with hole)
 48.5"W 48.5"D 28.5"H
 30 lbs.



M8142HAU 42" KD Round Bar Acrylic Top Table (with hole)
 42.5"W 42.5"D 39.5"H
 26 lbs.



M8136HAUQ 36" Square Bar Acrylic Top Table (with hole) (Fully Welded)
 37"W 37"D 39.5"H
 28 lbs.

M8142AU 42" KD Round Dining Acrylic Top Table (with hole)
 42.5"W 42.5"D 28.5"H
 25 lbs.

TROPIC CRAFT™
 CASUALS

Fiberglass Cubes



Fiberglass cubes are perfect as end tables, cocktail tables or stools. These versatile accessory pieces can liven up any setting. Use individually or gang them together to create larger units. These durable accessories have a marine grade gel coat with UV inhibitors that will sustain years of outdoor use. All sizes are available in any of the seven finishes.

Cubes are available in all seven colors.

Include color code at end of cube model when ordering.



CUBE18X18X18-A Cube
18"W 18"D 18"H
45 lbs. (A Aqua shown)

Also Available:

CUBE30X30X18
30"W 30"D 18"H
95 lbs.

Cocoa



CUBE24X42X16-CO Cube
24"W 42"D 16"H
98 lbs. (CO Cocoa shown)

Also Available:

CUBE12X18X18
12"W 18"D 18"H
30 lbs.

Cappuccino




CUBE24X24X16CAP Cube
24"W 24"D 16"H
65 lbs. (CAP Cappuccino shown)

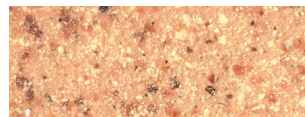
Also Available:

CUBE30X30X16
30"W 30"D 16"H
90 lbs.
CUBE18X18X16
18"W 18"D 16"H
35 lbs.

Cultured Granite Finishes



CO
Cocoa



CAP
Cappuccino

Cubes have adjustable feet and have a 200 lb. weight limit.

Outdoor Power Stations



Wiremold® Tele-Power Poles are a simple, cost-effective way to drop power, communications and A/V in any location away from a wall. Vista Architectural Columns offer the capacity to feed numerous workstations, supply connections to a large area or even support digital signage—all while adding an elegant look to any décor. Power/Light Stations are surface mounted.

- **Charging and Illumination** – Combine charging with accent or area lighting in one pedestal to maximize functionality of outdoor spaces.
- **2- or 3-Gang Options** – Customize the station with two or three gangs of devices to meet your facility's unique needs. Prewired versions include weather-resistant GFCI outlets and 4-port USB outlets. Also available: unwired for complete customization.
- **Outdoor-Rated Construction** – Rugged aluminum form designed for durability in outdoor locations. UL listed to NEMA 3R requirements to ensure optimal performance. Door closes automatically to meet while-in-use requirements.
- **Durable, Premium Finishes** – Available in three outdoor-rated finishes to complement your space design. Choose from black, bronze, and silver to perfectly match your project.
- **A/V & Communication Compatible** – Add an A/V Communication Kit (XCSAV) to 3-gang versions to accommodate Wiremold AVIP plates, as well as decorator A/V or communication devices. Enables pedestal to support outdoor presentation areas and classrooms, eliminating the need to bring cables from inside a building.
- **Device Shelves** – Add up to two pairs of shelves to hold mobile devices while charging.
- **Door Options** – Interior illuminates when door is opened. Replace standard color-matched door with a transparent version to make devices inside more visible. Or, select a lockable door for added security or to ensure use is limited to facility personnel.
- **ADA compliant** – Meets all specifications for ADA guidelines, including unobstructed reach requirements.

Outdoor Power Stations

Charging Station with Area Light

Combine outdoor device charging with an LED light to eliminate the need for a stand-alone bollard. Perfect for use as pathway lighting in educational, corporate and recreational applications.



XCSLF2GRR

Outdoor Charging Station with area light, two gangs, (2) receptacle
8"W 6"D 48"H

XCSLF2GRU

Outdoor Charging Station with area light, two gangs, (1) receptacle, (1) USB

XCSLF2GUU

Outdoor Charging Station with area light, two gangs, (2) USB

XCSLF3GRRU

Outdoor Charging Station with area light, three gangs, (2) receptacle, (1) USB

XCSLF3GRUU

Outdoor Charging Station with area light, three gangs, (1) receptacle, (2) USB

Weight: 33.5

Charging Station with Accent Light

Select a charging station with an LED accent light to enable device charging during the day and after dark. Accent light ensures the station stands out from standard bollards and clearly indicates "charging."



XCSAL2GRR

Outdoor Charging Station with accent light, two gangs, (2) receptacle
8"W 6"D 46.5"H

XCSAL2GRU

Outdoor Charging Station with accent light, two gangs, (1) receptacle, (1) USB

XCSAL2GUU

Outdoor Charging Station with accent light, two gangs, (2) USB

XCSAL3GRRU

Outdoor Charging Station with accent light, three gangs, (2) receptacle, (1) USB

XCSAL3GRUU

Outdoor Charging Station with accent light, three gangs, (1) receptacle, (2) USB

Weight: 33.5

Power Pedestal

Ideal for areas that are already illuminated, such as outdoor dining areas. Shorter height enables use beside tables or as a lower-profile solution in landscaping.



XCSP2GRR

Outdoor Charging Station no light, two gangs, (2) receptacle
8"W 6"D 34"H

XCSP2GRU

Outdoor Charging Station no light, two gangs, (1) receptacle, (1) USB

XCSP2GUU

Outdoor Charging Station no light, two gangs, (2) USB

XCSP3GRRU

Outdoor Charging Station no light, three gangs, (2) receptacle, (1) USB

XCSP3GRUU

Outdoor Charging Station no light, three gangs, (1) receptacle, (2) USB

Weight: 26.2

Lighting Station

Add lighting-only stations to complement the charging stations in your space. Enable a consistent look and provide pathway lighting to campuses.



XLF-SV

Outdoor Lighting Station only, Silver
8"W 6"D 48"H

XLF-BK

Outdoor Lighting Station only, Black

XLF-BZ

Outdoor Lighting Station only, Bronze

Weight: 30.6

CHARGING STATION INSTALLATION:

Pedestal installs via four L bolts sunk into concrete. Conduit should be stubbed up to a height of 8" for standard power installations. If using AVKIT, conduit should be run up to bottom of power module/door.

To wire, remove four screws from top of pedestal, then remove gasketing and lens (if applicable). Loosen screw inside door area. Power module lifts out of pedestal body, allowing wiring to be pulled up through pedestal. Make all wiring connections, then lower power module back into pedestal body, tighten door area screw, and reassemble top.

LIGHTING STATION INSTALLATION:

Pedestal installs via four L bolts sunk into concrete. Conduit should be stubbed up to a height of 8". All wiring should be completed at base of pedestal, with incoming power wired to included leads



AVAILABLE COLORS:



BLACK



BRONZE



SILVER



Two gangs, (1) Receptacle, (1) USB



Two gangs, (2) USB
Also available: Two Gangs (2) Receptacles



Three gangs, (1) Receptacle, (2) USB
Also available:
Three gangs, (1) USB, (2) Receptacles



XCSSHELF
Outdoor Charging
Station Shelf

Accessories/Replacements

- XCSCLEAR**
Outdoor Charging Station Clear Door
- XCSDOOR**
Outdoor Charging Station
Replacement Door
(included in initial shipment)
- XCSLOCK**
Outdoor Charging Station Lock Door
- XCSSHELF**
Outdoor Charging Station Shelf

Power Station Model # Ledgend

X	Outdoor
CS	Charging Station
PP	Charging Station no Light
LF	Charging Station w/Area Light
AL	Charging Station w/Accent Light
2G	2 Gangs
3G	3 Gangs
R	Receptacle
U	USB
BK	Black
BZ	Bronze
SV	Silver


Site Furnishings

This modern style picnic table is 100% aluminum and is available in all finishes. The seats and top can be ordered in a different color than the base frame but the top and seats must be the same color if different from the base. The base is FULLY WELDED and is surface mountable. Seats and top attach to the base with stainless steel hardware. This picnic table is ADA compliant as the ends of the picnic top will accommodate wheelchairs. Picnic table can be surface mounted.




M31016 Picnic Table without Umbrella Hole
96"W 68"D 30.5"H 18"SH
165 lbs.


M31015 Picnic Table with Umbrella Hole
96"W 68"D 30.5"H 18"SH
165 lbs.



M31040 Slat Bench - Straight Armless
71.5"W 27"D 33.5"H 17.5"SH
110 lbs.



M31042 Slat Bench - Straight Two Arms
71.5"W 27"D 33.5"H 17.5"SH 23"AH
115 lbs.



M732-6 6' Bench with Back and Arms
76"W 28.5"D 35"H 17"SH 25"AH
72 lbs.
Surface mount only
Must be secured to surface
Hardware not included



M730-6 6' Bench with Back
No Arms
72"W 28.5"D 35"H 17"SH
63.5 lbs.
Surface mount only
Must be secured to surface
Hardware not included



M733-6 6' Bench Backless - No Arms
72"W 17"D 17.5"H 17.5"SH
36 lbs.
Surface mount only
Must be secured to surface
Hardware not included



M1600RCW 32 Gallon
Crossweave Deco Bin with Lid
and Liner
23.75"W 23.75"D 33"H
23 lbs.



M770 Rectangular Waste Receptacle
36.5"W 19"D 36"H
78 lbs.
Includes dual 22 gallon liners
Fiberglass top only available in bronze.
Can be surface mounted.
Hardware not included

Labeling for M770L is NOT available
with the Textured Pewter (TPW finish)



M770L Rectangular Waste
Receptacle with Labeling
Color of labels for body of
receptacle determined at factory
discretion in either light or dark
color. Tops only available in bronze
with white artwork.



M770-POST
Optional In-Ground
Mount Post
Attaches to bottom
of receptacle.
Hardware included



M1600RS 32 Gallon Waste
Receptacle with Sling Sides
with Lid and Liner
24.5"W 24.5"D 33.75"H
17 lbs.



M1600R 32 Gallon Deco Bin
with Lid and Liner
25"W 25"D 33"H
19 lbs.



M1600R 32 Gallon Deco Bin
with Lid and Liner with Optional
Fiberglass Top MT1600R sold
separately
27 lbs.



MT1600R Fiberglass Top, sold
separately
25.5"W 25.5"D 3"H
8 lbs.
For use with any M1600 series
waste receptacle
Has a 9 1/2" dia. opening.
Fiberglass colors (page 190)



M1600RTB Towel Bin
with Sling Sides
24.5"W 24.5"D 33.75"H
14 lbs.



M1600RST 32 Gallon Waste
Receptacle with Stamped
Aluminum Sides
with Lid and Liner
24.75"W 24.75"D 32.5"H
59 lbs.



M77040 Nexus Woven Waste
Receptacle
26"W 26"D 40.5"H 20 lbs.
Also available in Driftwood (page 43)
and Sapphire weave. (page 53),
32 gallon liner included



M8040A 32 Gallon Waste
Receptacle with Lid and Liner
25"W 25"D 45.875"H
72 lbs.

Easy Access
Waste Can/Liner
M8040A shown
with door open

Site Furnishings



M31090 30 Gal. Waste Receptacle with Powder Coated Liner and Spun Aluminum Drop-Thru Lid. 30"W 30"D 34"H 48.875"H (with lid) 69.5 lbs. (79 lbs. with liner and spun aluminum drop-thru lid) Can be Surface Mounted.



M31090-LID Detachable Waste Receptacle Lid Fits model M31090 only 29.5"W 29.5"D 11"H 16.5 lbs.




M760 30 Gal. Waste Receptacle with Powder Coated Liner and Spun Aluminum Drop-Thru Lid 29"W (bottom) 30"W (top) 30"D 34.25H 38 lbs. (46.5 lbs. with liner and spun aluminum drop-thru lid) Can be surfaced mounted




M760-LID Detachable Waste Receptacle Lid Fits model M760 only 29" dia. 13.5"H 16 lbs.



M24CFA-REC 24" Square Portico Waste Receptacle with 35 gallon Fiberglass Liner and four wheel base 24"W 24"D 45.25"H 107 lbs.



M169-5 Hoop Bike Rack 71.5"W 28"D 33.5"H 35.5 lbs. Must be surface mounted.



M167-5 6.75' Bike Rack 81"W 36"D 29"H 67.5 lbs. Must be surface mounted.



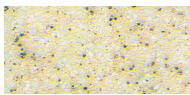
***5000SM** 5000 Solstice Bike Rack, 41.875"W..37"H 23 lbs. Holds two bikes Galvanized Steel Tube 2" Dia., Surface mount, Powder Coated frames

***5000S** 5000 Solstice Bike Rack, In-Ground Mount, Powder Coated frames
***Finish colors, page 151**




SBCR Smoker's Butler 9" dia. 25"H 11 lbs.

Smoker's Butler Finish Selections



Tan



Gray



M5535SMBU Smoker's Bin Surface Mount 40.5"H 14.5" Base dia. 4" Receptacle dia. 24 lbs.



Key Lock



Snuffer



M578-1 Charcoal Grill with Shelf 27"W 16"D 49"H 80 lbs.



ECG1929 Covered Charcoal Grill with Shelf Cook Surface - 320" sq. inches 3.5" Dia. Inground pedestal 29.25"W 19.5"D 40"H 145 lbs.

Bicycle racks and waste receptacles and lids are available in any finish color on page 189.

UltraSite Site Surnishings

Note: Assembly Required. Finish options are on page 151



96-S6 6' Jackson Bench with Back, Vertical Slat, Powder Coated
72"W 24.5"D 33.25"H
125 lbs.

Also available in 4' and 8' sizes
Portable (P) and/or
Surface Mount (SM) Options



922-S6 6' Savannah Bench, Slat
72"W 27.25"D 36"H
240 lbs
Thermoplastic Finish

Also available in 4' size
Portable (P) and/or
Surface Mount (SM) Options



940P-P6 - 6' Extra Heavy Duty Bench with Back, Perforated Pattern, Portable (P)
72"W 22.3125"D 35.125"H
109 lbs.

Thermoplastic Finish on seat & back,
Black Powder Coated Steel Frame
940P-V6 - Diamond Pattern


Also available in 4' and 8' sizes
In-Ground (S) and
Surface Mount (SM) Options



950SM-FB6 6' Capri Bench Fiesta Pattern, Surface Mount (SM)
74"W 26.5"D 34"H
106 lbs.

Thermoplastic Finish,
Black Powder Coated Steel Frame
950SM-P6 - Perforated Pattern
950SM-S6 - Slat Pattern
950SM-V6 - Diamond Pattern
950SM-W6 - Wave Pattern

Also available in 4' and 8' sizes
Portable (P) and/or
Inground (S) Options



954-V6 6' Lexington Bench with Back, Diamond Pattern
75"W 27"D 35.5"H
214 lbs.

Thermoplastic Finish,
Cast Aluminum Frame

954-FB6 - Fiesta Pattern
954-P6 - Perforated Pattern
954-S6 - Slat Pattern
954-W6 - Wave Pattern

Also available in 4' and 8' sizes
Portable (P) and/or Surface
Mount (SM) Options



964-S6 6' Charleston Bench with Back, Vertical Slat Pattern, Portable and/or Surface Mount
72"W 27"D 35.75"H 18"SH
190 lbs.

Thermoplastic Finish,
Cast Aluminum Frame

Also available in 4' and 8' sizes
Portable (P) and/or Surface
Mount (SM) Options



974-HS6 - 6' Wilmington Bench, Horizontal slats, Portable and/or Surface Mount, Powder Coat finish,
76.25"W 29"D 32.3125"H

974-S6 - Vertical Slat Pattern
145 lbs.

Also available in 4' and 8' sizes



338SM-V 46" Single Pedestal Square Table, with umbrella hole Diamond Pattern Surface Mount (SM)
76.5"W 76.5"D 30.25"H
264 lbs.

Thermoplastic Finish,
*Black Powder Coated Steel Frame
338SM-P - Perforated Pattern
Inground (S) Option



369SM-RDV -46" Round Span Leg Table, with umbrella hole, Diamond Pattern, Surface Mount (SM)
84"W 84"D 30.25"H
196 lbs.

Thermoplastic Finish,
*Black Powder Coated Steel Frame

369SM-RDP - Perforated Pattern
Inground (S) Option



65SM-HS6 6' Phoenix Cantilever Horizontal Steel Slat Table and 2 4' Benches
Powder Coated, Surface Mount
71"W 74"D 30.8125"H
460 lbs.

In-Ground (S) and Surface
Mount (SM) Options



69SM-HS6 6' Phoenix Cantilever Horizontal Steel Slat Bench
Powder Coated, Surface Mount
71"W 20"D 17.625"H
160 lbs.

69S-HS6 6' Phoenix Cantilever Horizontal Steel Slat Bench
Powder Coated (Inground)

Also available in 4' size.
In-Ground (S) and
Surface Mount (SM) Options



238-P6 - 6' Double Sided Extra Heavy Duty Table Perforated Pattern
72"W 68.5"D 30.25"H
239 lbs.

238-V6 - Diamond Pattern

238H-V8 - 8' Double Sided Extra Heavy Duty ADA Table, no umbrella hole, Diamond Pattern
Portable and/or Surface Mount
96"W 68.5"D 30.25"H
195 lbs.

Thermoplastic Finish,
*Black Powder Coated Steel Frame
238H-P8 - Perforated Pattern, ADA



UltraSite Site Furnishings

Note: assembly required. Finish options are on page 151.



358H-V 3-Seat, 46" Square, ADA Table, with umbrella hole, Diamond Pattern
Portable and/or Surface Mount
77.75"W 71.5"D 30.25"H
172 lbs.
Thermoplastic Finish,
*Black Powder Coated Steel Frame
358H-P - Perforated Pattern



358-OV 46" Octagon Table with umbrella hole, Diamond Pattern
Portable and/or Surface Mount
79"W 79"D 30.25"H
189 lbs.
Thermoplastic Finish,
Powder Coated Steel Frame
358-OP - Perforated Pattern



358H-RDV 3-Seat, 46" ADA Round Table, with umbrella hole
Diamond Pattern
83"W 64.5"D 30.25"H
168 lbs.
Thermoplastic Finish,
Powder Coated Steel Frame
358H-RDP - Perforated Pattern



358-RDV 46" Round Table
Diamond Pattern, with umbrella hole
Portable and/or Surface Mount
83.25"W 83.25"D 30.25"H
186 lbs.
Thermoplastic Finish,
Powder Coated Steel Frame
358-RDP - Perforated Pattern

Surface Mount (SM) recommended

UltraSite Receptacles



AG-36FT
Augusta 36 Gallon Receptacle w/Flat Top Lid & Plastic Liner
Inground and/or Surface Mount
Powder Coated Finish
26.5"W 26.5"D 29.25"H
185 lbs.

AG-36AU

Ash Urn Lid & Plastic Liner

AG-36RB Rain Bonnet Lid and Plastic Liner



EX-32 32 Gallon Trash Receptacle Only
Diamond Pattern
23.5"W 23.5"D 30"H
70 lbs.

Thermoplastic Finish

FB-32 - Fiesta Pattern

PR-32 - Perforated Pattern

S-32 - Slat Pattern

W-32 - Wave Pattern

(Lid And Liner Sold Separately)



TEXT-32

32 Gallon Receptacle
24"W 24"D 33"H
70 lbs.

Thermoplastic Finish

(RT-32 Lid and

PL-32 Liner Sold

Separately)



PL-32

Heavy Duty Plastic Receptacle Liner
22"W 22"D 28"H 8 lbs.
32 Gallon Capacity
Sold Separately



TFTR-32-08

Flat Top Lid with 8" opening,
24"W 24"D 2"H
7 lbs.

Fits 32 gal. receptacle

TFTR-32-14

Flat Top Lid with 14" opening,



TAUR-32-08

Flat Top Lid with 8" opening
and Ash Urn
24"W 24"D 13"H
13 lbs.

Fits 32 gal. receptacle

TAUR-32-14

Flat Top Lid with 14" opening
and Ash Urn Lid



TRBR-32-08

Flat Top Lid with 8" opening
and Rain Bonnet
24"W 24"D 13"H
13 lbs.

Fits 32 gal. receptacle

TRBR-32-14

Flat Top Lid with 14" opening
and Rain Bonnet



RT-32

32 Gallon Dome Round Top
24.875"W 24.875"D 11.75"H
10 lbs.

Available in Black, Blue,
Gray, Red

**Only available on
thermoplastic receptacles**

RECEPTACLE MOUNTING KITS

Most trash receptacles are portable and can be converted to either inground (IG) or surface mount (SM) receptacles. Sold separately. Powder coated black finish.



IG KIT

Inground Mount Kit for Receptacles
Powder coated black finish



SM KIT

Surface Mount Kit for Receptacles
Powder coated black finish

Note: Mounting kits are not available for TEXT-32.

UltraSite Natural Collection

Recycled planks, 100% recycled plastic with color, rounded edges. Assembly required.

Finish and plank color options are on page 151.



61S-CDR6
Richmond Series 6' Bench with Back, Recycled Plastic Powder Coated Frame
72"W 21.75"D 32.75"H
185 lbs.
61S-BRN6
61S-GRN6
61S-GRY6
Inground (S) or Surface Mount (SM) Option



21-CDR6
6' Bench with Back, Recycled Plastic, 2\"X6\" Planks
72"W 24.5"D 32.5"H
185 lbs.
21-GRN6
21-GRY6
Portable only



24-CDR6
6' Table, Recycled Plastic, no umbrella hole
72"W 59.5"D 30"H
410 lbs.
24-GRN6
24-GRY6
Portable (P) and/or Surface Mount (SM) Options
Frame Black



26-HEX-GRN
6' Hexagon Table, with umbrella hole, Recycled Plastic
72"W 72"D 29.5"H
250 lbs.
26-HEX-CDR
Portable (P) and/or Surface Mount (SM),



952SM
6' Backless Bench, Recycled Plastic, 4-Slat, 3\" x 4\" Planks, Powder Coated Frame, Surface Mount (SM).
72"W 15.5"D 16.62\" SH
130 lbs.
952SM-GRN36
952SM-GYR36
952SM-CDR36
952SM-BRN36



964-BRN6
6' Charleston Bench with Back, Recycled Plastic, thermoplastic finish on frame
76"W 26.75"D 35.75"H
300 lbs.
964-CDR6
964-GRN6
964-GRY6
Portable (P) and/or Surface Mount (SM) Options



982SM-GRN36
6' Single Sided Bench, Recycled Plastic, 8-Slat, 3\"X4\" Planks, Powder Coated Frame
Surface Mount (SM)
72"W 23.25"D 35"H
235 lbs.
982SM-BRN36
982SM-CDR36
982SM-GRY36
Inground Mount (S) Option



238-GRN8
8' Extra Heavy Duty Table, no umbrella hole, Recycled Plastic, Galvanized Frame
96"W 61.685"D 30"H
400 lbs.
238-BRN8
238-CDR8
238-GRY8
Portable (P) and/or Surface Mount (SM) Options



158-GRY6
6' Heavy Duty Table, no umbrella hole, Recycled Plastic, Powder Coated Frame
72"W 57"D 30"H
253 lbs.
158-BRN6
158-CDR6
158-GRN6
Portable (P) and/or Surface Mount (SM) Options




358-CDR48
48\" Square Table, Powder Coated Frame, with umbrella hole, Recycled Plastic
74.5"W 74.5"D 30"H
227 lbs.
358-BRN48
358-GRN48
358-GRY48
Portable (P) and/or Surface Mount (SM) Options

UltraSite Natural Collection

! IMPORTANT ORDERING INFORMATION Powder coated lids are required for recycled plastic receptacles



PFT-32-TRSQ
Flat Top Square Lid;
Powder Coat Finish
23"W 23"D 2"H
20 lbs.
Fits 32 gal. TRSQ-32



PAU-32-TRSQ
Square Lid with Ash Urn
Powder Coat Finish
23"W 23"D 13.128"H
25 lbs.
Fits 32 gal. TRSQ-32




PRB-32-TRSQ
Square Lid with Rain Bonnet
Powder Coat Finish
23"W 23"D 13.0625"H
24 lbs.
Fits 32 gal. TRSQ-32

Decals for TRSQ-32 and TR-32 Receptacles



01-05-0130 Lettering - 'RECYCLE' decal
01-05-0135 Lettering - 'TRASH' decal"
01-05-0136 Lettering - 'CANS' decal
01-05-0137 Lettering - 'PLASTICS' decal

TRASH RECEPTACLES



TRSQ-32-GRY
32 Gallon Sq. Receptacle,
Recycled Plastic, 2"X4" Planks,
26.75"W 26.75"D 34"H
135 lbs.

TRSQ-32-BRN
TRSQ-32-CDR
TRSQ-32-GRN

Liner (page 146) and
Powder Coat Lid Sold Separately
Portable w/mounting kit sold Separately.
Available in all plank colors
Assembly Required



TR-32-BRN
32 Gallon Round Receptacle,
Recycled Plastic, 2"X4" Planks,
27.25"W 27.25"D 34"H
110 lbs.

TR-32-CDR
TR-32-GRN
TR-32-GRY

Liner (page 146) and
Powder Coat Lid Sold Separately
Portable w/mounting kit sold Separately.
Available in all plank colors.

Powder Coated Lids



PFTR-32-08
Flat Top Lid with 8" opening,
24"W 24"D 2"H 7 lbs.
Fits 32 gal. receptacle

PFTR-32-14
Flat Top Lid with 14" opening,



PAUR-32-08
Flat Top Lid with 8"
opening and Ash Urn
24"W 24"D 13"H 13 lbs.
Fits 32 gal. receptacle

PAUR-32-14
Flat Top Lid with 14"
opening and Ash Urn Lid



PRBR-32-08
Flat Top Lid with 8"
opening and Rain Bonnet
24"W 24"D 13"H
13 lbs.
Fits 32 gal. receptacle

PRBR-32-14
Flat Top Lid with
14" opening and
Rain Bonnet

RECYCLING RECEPTACLES



TRSQ-20-GRY
Single Recycling 20 Gal. Receptacle,
Recycled Plastic,
23"W 23"D 28"H 135 lbs.

TRSQ-20-BRN
TRSQ-20-CDR
TRSQ-20-GRN

PL-20 Liner and Lids listed below
Sold Separately
Portable with mounting kit sold separately
Available in all plank colors
Assembly Required



TRSQ-40-CDR
Double Recycling Receptacle, 20 Gal. each,
Recycled Plastic,
44.75"W 23"D 28"H 235 lbs.

TRSQ-40-BRN
TRSQ-40-GRN
TRSQ-40-GRY

PL-20 Liner and Lids listed below
Sold Separately
Portable with mounting kit sold separately
Available in all plank colors
Assembly Required



TRSQ-60-GRN
Triple Recycling Receptacle,
20 Gal. each, Recycled Plastic,
66.5"W 23"D 28"H 335 lbs.

TRSQ-60-BRN
TRSQ-60-CDR
TRSQ-60-GRY

PL-20 Liner and Lids listed below
Sold Separately
Portable w/mounting kit sold separately
Available in all plank colors
Assembly Required

Lids for TRSQ-20, TRSQ-40 and TRSQ-60 Receptacles Sold Separately

01-05-0123 'PLASTICS' Lid
23 3/4" square HDPE lid,
Lettering - 'PLASTICS', 10" round opening

01-05-0124 'CANS' Lid
23 3/4" square HDPE lid,
Lettering - 'CANS', 4" round opening

01-05-0125 'TRASH' decal
23 3/4" square HDPE lid,
Lettering - 'TRASH', 10" square opening


01-05-0126 'GLASS' Lid
23 3/4" square HDPE lid,
Lettering - 'GLASS', 4" round opening

01-05-0127 'PAPER' Lid
23 3/4" square HDPE lid,
Lettering - 'PAPER',
10" x 1.5" slot opening

UltraSite Dog Park Site Furnishings



! IMPORTANT ORDERING INFORMATION **MUST SPECIFY BLUE OR GREEN FINISH**



TBARK-954-S6
Pooch Perch Bench, Slat Pattern
74"W 25"D 35"H
190 lbs.

TBARK-954-P6 - Perforated Pattern
TBARK-954-W6 - Wave Pattern
Features Paw Print and Bone Detail.
Thermoplastic seat and Powder Coated Frame
Available in Slat (shown), Perforated or Wave seat pattern.



PBARK-940P-P6
Sit & Stay Bench, Portable
72"W 22.25"D 35"H
109 lbs.
Features Paw Print and Bone Detail with perforated seat
Thermoplastic seat and back and Powder Coated Frame
Available inground (S), portable (P) and surface mount (SM).



TBARK-PR-32
Tidy Up Trash Receptacle
Thermoplastic Finish
23.5"W 23.5"D 30"H
77 lbs.
Shown with **FTR-32-08** Flat Top Thermoplastic Lid and **PL-32** Liner
(Lid & Liner Sold Separately) page 148



PBARK-467
Waste Station with Bags and Receptacle
12.75"W 9.25"D 78"H
(from above ground)
40 lbs.



PBARK-468
Waste Station with Bags - No Receptacle
6.75"W 5.75"D 78"H
(from above ground)
35 lbs.



PBARK-469
Aluminum Bag Dispenser
9.4"W 3.25"D 15.5"H
7 lbs.
Includes (2) rolls Litter Pick Up Bags (200 count per roll)
Available in Forest Green only
Receptacle Sold Separately
Replacement bags are available. Contact your sales representative for details.




PBARK-433
Recycled Plastic Pet Waste Station w/20 Gal. Receptacle
25.75"W 28.5"D 60.5"H
125 lbs.


Includes **PL-20** Liner and Powder Coated Rain Bonnet lid
As shown

UltraSite Site Furnishings


Pattern Options



DIAMOND (V)




FIESTA (FB)



PERFORATED (P)



SLAT (S)



WAVE (W)

! IMPORTANT ORDERING INFORMATION

★ Thermoplastic coated lids required for thermoplastic receptacles
 Powder coated lids required for recycled plastic receptacles

ULTRACOAT THERMOPLASTIC COLORS



Red



Burgundy



Blue



Ultra Blue



Green



Brown



Beige




Black

- Superior Adhesion
- Resistance to Cutting and Vandalism
- No Runs or Drips
- Smooth Finish Prevents Mold and Mildew
- Easily Repaired
- UV Protection
- Environmentally Friendly

POWDER COAT FINISH OPTIONS




Yellow



Red



Burgundy



Purple




Blue



Ultra Blue




Green



Brown



Beige



Gray



Black

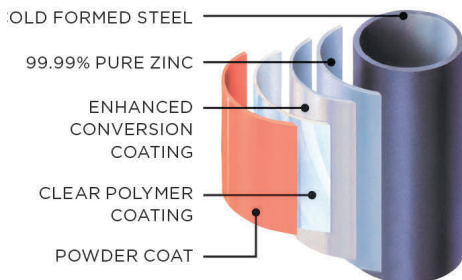


Matt Black




White

STANDARD POWDER COAT



- Uniform Coating
- Durability
- High-quality
- Attractive finish

RECYCLED PLANK COLORS



Fiberglass Planters And Containers


Texcraft all weather planters and containers combine natural and synthetic materials to create lightweight, sculptural forms that can be used both OUTDOORS and INDOORS. Carefully made by hand, each piece is constructed from a fiberglass shell with a natural metal finish applied over the top. They are then hand polished to achieve a rich, dimensional surface that will either patina over time or take on a matte finish, depending on the salt content in the air. Most of these commercial grade containers are steel reinforced and are two to three times stronger compared to other manufacturers. The finishes are formulated with high UV and scratch resistant properties creating a very durable exterior fiberglass product. **Not all sizes and colors are stocked for quick shipment. Consult sales rep for availability.**

Maverick



- 032/19** Maverick Planter (B)
19" Dia. 12.25" Base 16.5"H 8 lbs.
- 032/23** Maverick Planter (A)
23" Dia. 15" Base 20"H 13lbs.
- 032/30** Maverick Planter (C)
30" Dia. 20" Base 26.5"H 22 lbs.
- 032/36** Maverick Planter
36" Dia. 23.5" Base 31"H 38 lbs.

Axis




- 043/36X14** Axis Planter (C)
36" L 14" W 16"H 23 lbs.
- 043/48X14** Axis Planter (B)
48" L 14" W 16"H 30 lbs.
- 043/60X14** Axis Planter (A)
60" L 14" W 16"H 32 lbs.
- 043/27X8X9** Axis Planter
27" L 8" W 9"H 9 lbs

Sidekick



- 053/19X19** Sidekick Planter
19" Square 19"H 19 lbs. (B)
- 053/24X24** Sidekick Planter
24" Square 24.25"H 28 lbs. (A)
- 053/30X25** Sidekick Planter
30" Square 25"H 35 lbs.
- 053/36X29BX34** Sidekick Planter
36" Square 34"H 60 lbs. (C)
- 053/42X38** Sidekick Planter
42" Square 38.25"H 72 lbs.

Monsoon



- 042/36X14** Monsoon Planter
36"L 14"W 24"H 31 lbs. (C)
- 042/46X10X24** Monsoon Planter
46"L 10"W 24"H 30 lbs.
- 042/48X14** Monsoon Planter
48"L 14"W 24"H 369 lbs. (B)
- 042/48X18** Monsoon Planter
with Recessed Base
48"L 18"W 36"H 67 lbs.
- 042/60X14** Monsoon Planter
with Recessed Base
60"L 14"W 24"H 54 lbs. (A)
- 042/72X14** Monsoon Planter
with Recessed Base
72"L 14"W 30"H 63 lbs.
- 042/72X18X36** Monsoon Planter
with Recessed Base
72"L 18"W 36"H 80 lbs

Cloud



- 089/18** Cloud Break Bowl (C)
18" Dia. 9" Base 7.5"H 9 lbs.
- 089/24** Cloud Break Bowl (B)
24" Dia. 9" Base 10"H 12 lbs.
- 089/30** Cloud Break Bowl (A)
30" Dia. 14.5" Base 12"H 23 lbs.
- 089/42** Cloud Break Bowl
42" Dia. 21" Base 14"H 40 lbs.

Helix



- 029/16X16** Helix Side Table
16" Dia. 16" Base 16"H 18 lbs.
(Not available in shiny white).

Ajax




- 001/16X18** Ajax Side Table
16" Dia. 16" Base 18"H 15 lbs.



Dimensions may vary slightly due to fiberglass hand layering process. Weights shown are approximate. All planters ship without drain holes so that they can be used indoors. If drain holes are needed simply drill a 3/4" hole in bottom of planter.

Fairfax



- 034/26** Fairfax Planter (B)
12" Square 8.75" Sq. Base 26"H
16 lbs.
- 034/30** Fairfax Planter
16" Square 12" Sq. Base 30"H
24 lbs.
- 034/32X18** Fairfax Planter (A)
18" Square 13" Sq. Base 32"H
30 lbs.
- 034/32X24** Fairfax Planter
24" Square 16" Sq. Base 32"H
33 lbs.
- 034/42X24** Fairfax Planter
24" Square 16" Sq. Base 42"H
50 lbs.

Tiburon




- 035/26** Tiburon Planter (B)
12" Dia. 8.75" Base 26"H 13 lbs.
- 035/30** Tiburon Planter (A)
16" Dia. 11.25" Base 30"H 17 lbs.
- 035/32X18** Tiburon Planter (C)
18" Dia. 12.75" Base 32"H 20 lbs.
- 035/32X24** Tiburon Planter
24" Dia. 17" Base 32"H 2 lbs.
- 035/54X29** Tiburon Planter
29" Dia. 23.5" Base 54"H 40 lbs.

Infinity



- 072/22** Infinity Planter (B)
13" Dia. 10" Base 22"H 14 lbs.
- 072/32X18** Infinity Planter (A)
18" Dia. 13" Base 32"H 22 lbs.
- 072/32X24** Infinity Planter (C)
24" Dia. 16" Base 32"H 28 lbs.
- 072/24X18.75X42** Infinity Planter
24" Dia. 18.75" Base 42"H 46 lbs.

Swell



- 046R/48X14** Swell Planter with Recessed Base
48"L 14"W 24"H 37lbs.
 - 046R/40X14** Swell Planter with Recessed Base
40"L 14"W 24"H 27lbs.
- Two planters shown above.

Element



- 082/32X22** Element Recycle/Trash Container (B)
(liners not included)
22" L 14"W x 32"H 20 lbs.
- 082RTTOP/32X22** Element Recycle/Trash TOP for 32x22 container
- 082LINERS/32X22** Element Recycle/Trash Container LINERS (2) Containers require 2 liners for 32x22,
- 082/32X31** Element Recycle/Trash Container (A)
(liners not included)
31"L 17"W 32"H 40 lbs.
- 082RTTOP/32X31** Element Recycle/Trash TOP for 32x31 container
- 082LINERS/32X31** Element Recycle/Trash Container LINERS (2) Containers require 2 liners for 32x31

- Decal 2" White Recycle Sticker
White Recycle Sticker
(for Matte Black finish)
- Decal 2" White Trash Sticker
White Trash Sticker
(for Matte Black finish)
- Decal 2" Black Recycle Sticker
Black Recycle Sticker
(for Bronze and light finishes)
- Decal 2" Black Trash Sticker
Trash Sticker
(for Bronze and light finishes)

Planter and Container Finishes



Above: Finishes are Marine Grade or Automotive

*Indicates a fusion of metal and fiberglass technology that will patina naturally over time.



Highline

068/16X16X32 Highline Container with toe kick
16" Sq. 14" Base 32"H
34 lbs. (for container, top and liner)

068TOP Highline Trash or Recycle Top
for 16x16x32 container

068LINER Highline Liner
for 16x16x32 container

TRASH WORD 2" Decal

RECYCLE WORD 2" Decal

Picture shows two receptacles.

Ordering Note:

Container, top and liner ordered separately.



Mercury

102/24X24X34 Mercury Container
with toe kick and Rain Cover
24" Sq. 24" Base 20" Recessed Base 34"H (46" H with cover)

102/RCTOP Mercury Trash Rain Cover Top only
with stainless steel swinging door
24"x24"x12"H

102LINER Mercury Container Liner only
for 102/24x24x34 Container

Ordering Note:

Container, top and liner ordered separately.



Titan

103/24X18X33 Titan Trash Container
24" Dia. 18" Base 33"H
35 lbs. (for container, top and liner)

103TTOP Trash Top Only
for 24"x18"x33"H Receptacle

103LINER Titan Container Liner Only
for 24"x18"x33"H Receptacle

Ordering Note:

Container, top and liner ordered separately.

Gray (Trash), Blue (Recycle), Bright Green (Compost)



Hive

Hive

- 073/28X14** Hive Container
14" Dia. 14" Base 28"H 19 lbs.
- 073/34X14** Hive Container
14" Dia. 14" Base 34"H 21 lbs.
- 073/TTop14** Hive Trash Top Only
For 28 & 34/14 container
- 073/RTop14** Hive Recycle Top Only
For 28 & 34/14 container
- 073/CompostTop14** Hive Compost Top Only
For 28 & 34/14 container
- 073Liner/28X14** Hive Container Liner Only
For 28/14 container
- 073Liner/34X14** Hive Container Liner Only
For 34/14 container

- 073/28X18** Hive Container
18" Dia. 18" Base 28"H 18 lbs.
- 073/34X18** Hive Container
18" Dia. 18" Base 34"H 21 lbs.
- 073/TTop18** Hive Trash Top Only
For 28 & 34/18 container
- 073/RTop18** Hive Recycle Top Only
For 28 & 34/18 container
- 073/CompostTop18** Hive Compost Top Only
For 28 & 34/18 container
- 073Liner/28x18** Hive Container Liner Only
For 28/18 container
- 073Liner/34x18** Hive Container Liner Only
For 34/18 container



Sidekick
053R/36X36X34



Mirage

Sterling Finish in stock.
Available in all other finishes.
Consult your sales rep.

Mirage

- 096/36X18-ST** Sterling Mirage Container (Top and Liner not included)
18" L 12" W 36"H 33 lbs. 15 Gallon
 - 096/LINER/36X18** Liner only for Mirage Container
 - 096/TTOP36X18-ST** Sterling Trash Top to fit Mirage Container w/ liner
 - 096/RTOP36X18-ST** Sterling Recycle Top to fit Mirage Container w/ liner
- Tops and Liner sold separately**

Prism Fire Tables

- Glass Fiber Reinforced Concrete
- Hand Crafted Pewter Finish
- 65,000 BTUs Orifice
- Propane Gas/Natural Gas Compatible
- 54lbs Lava Rock Included
- Stainless Steel Burner Insert
- Push Button Spark Ignition (Battery Powered)



(Pictured above with tumbled lava rock.)

The Tavola 42 fire table provides an outdoor retreat of warmth and ambiance. Each table has been hand-crafted using our custom patina finishing process, guaranteeing a one-of-a-kind creation with subtle variation. The ambient heat provides plenty of warmth for multiple people. The 65,000 BTUs unit operates on either Propane Gas or Natural Gas. Fire tables have battery spark ignition and ship with two bags of standard lava rock.



PH-427-3NG Tavola 42 Natural Gas, Natural finish
42"W 42"L 16"H
8.25 Surface, 15" Cross Burner
360 lbs.

PH-427-4NG Tavola 42, Natural Gas, Pewter finish

PH-427-3LP Tavola 42, Liquid Propane, Natural Finish

PH-427-4LP Tavola 42, Liquid Propane, Pewter Finish



PHWG-25-SQ Tavola 42 Square Wind Guard with 1/4" tempered glass



PH-412-3 TAV-Propane Enclosure, Natural finish
20"W 20"L 22"H
Removable Lid
100 lbs.

PH-412-4 TAV Propane Enclosure Pewter finish

The Tav Propane Enclosure provides both coverage and functions nicely as an end table. Its removable lid makes propane tank access easy and convenient. Each cover has been hand-crafted using our custom patina finishing process, guaranteeing a one-of-a-kind creation with subtle variation. The 20" by 20" size table provides a beautiful and functional side piece for any backyard, patio or lounging area. Pairs well with our square / rectangle fire tables.



PH-438-3NG Tavola 7 Natural Gas, Natural Finish
50"W 60"L 16"H
16" Surface, 24" 'H' Burner
500 lbs.

PH-438-4NG Tavola 7 Natural Gas, Pewter Finish


PH-438-3LP Tavola 7 Liquid Propane, Natural Finish

PH-438-4LP Tavola 7 Liquid Propane, Pewter Finish



PHWG-28X18 Tavola 7 Wind Guard with 1/4" tempered glass

Fire Table Finishes



PEWTER (4)



NATURAL (3)



PH-418-3NG Rotondo Fire Bowl Natural Gas, Natural Finish
48"D 19"H
11.5"D Surface, 24" Burner Plate, 15" 'Cross' Burner
430 lbs.

PH-418-4NG Rotondo Fire Bowl Natural Gas, Pewter Finish

PH-418-3LP Rotondo Liquid Propane, Natural Finish

PH-418-4LP Rotondo Liquid Propane, Pewter Finish

PHWG-25-RD Rotondo Wind Guard (not shown) with 1/4" tempered glass

The Rotondo fire bowl provides an outdoor retreat of warmth and ambiance. Each bowl has been hand-crafted using our custom patina finishing process, guaranteeing a one-of-a-kind creation with subtle variation. The ambient heat provides plenty of warmth for multiple people. The 65,000 BTUs unit operates on either Propane Gas or Natural Gas.

The Porto 68 fire table also offers a clean look and convenience by concealing a propane tank inside. It provides an outdoor retreat of warmth and ambiance. Each table has been hand-crafted using our custom patina finishing process, guaranteeing a one-of-a-kind creation with subtle variation. The 38" by 68" size table provides a beautiful and functional centerpiece for any backyard, patio or lounging area. The ambient heat provides plenty of warmth for multiple people. The 65,000 BTUs unit operates with a standard propane tank that fits directly inside the enclosed unit. (Propane tank not included.)




PH-422-3LP Porto 68 Enclosed Propane Unit
Natural Finish
38"W 68"L 22"H
24" 'H' Burner, 50 lbs.

PH-422-4LP Porto 68 Enclosed Propane Unit
Pewter Finish

Propane tank not included.



PHWG-37X19 Porto 68
Rectangular Wind Guard
with 1/4" tempered glass



PHCVR-P68 Porto 68 Cover (shown)
PHCVR-5 Tavola 42 Cover
PHCVR-T7 Tavola 7 Cover
PHCVR-R48 Rotondo Cover



Front view

Back view
shows access panel

PH-PCE Power Column
with Emergency Stop

PH-PCT Power Column with Timer

PH-PCET Power Column
with Emergency Stop and Timer



PH-ESTOP
Emergency Stop



PH-IGNITE
PH-Ignite
(full electronic
ignition system)



PH-TIMER
Shut Off Timer

The **PH Ignite Electronic Ignition System** is the premier ignition system for Prism Hardscapes fire features. Its smart features allow it to reliably ignite and monitor flames. It is hassle-free and conveniently allows easy ignition with a flip of a switch. With the PH Ignite, fire features can be lit from a safe distance without the need of matches.

The **Power Station** is an outdoor enclosure that houses a countdown timer and emergency stop switches. It mounts directly to a concrete pad (for structural support).

It is a decorative and functional piece that looks intentional rather than the typical unsightly junction boxes mounted to the side of a building with exterior conduit going in and out of it.

Fire Glass - (10-lb) container



PH214 Standard
3/4" Black Lava Rock
(1) 27 lb. bag



PHTLB Tumbled Lava Rock
Optional
(1) 50 lb. bag.



PH340-1 1/4" Metallic
Aqua 10 lbs



PH340-2 1/4" Metallic
Azura 10 lbs



PH340-3 1/4" Metallic
Black 10 lbs



PH340-4 1/4" Metallic
Bronze 10 lbs



PH340-5 1/4" Metallic
Golden 10 lbs

The decorative "Nest" globe surrounds tempered glass panels. The glass provides wind protection for the flame and helps keep the burner and contents clean. This specially formulated glass does not get excessively hot to the touch.



Only available in Smoke (SM) finish as shown.



Nest Lantern

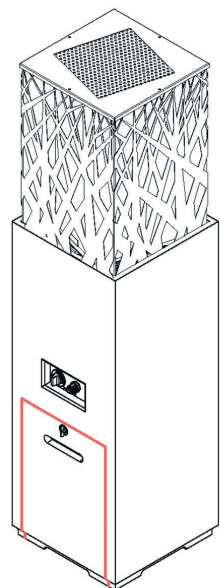
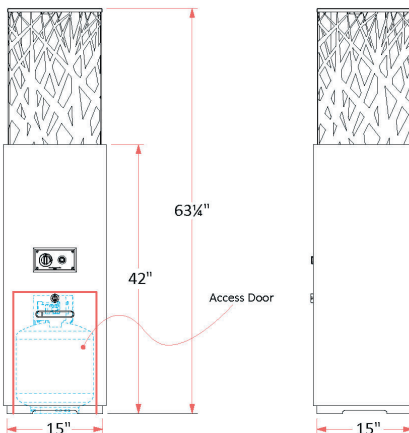
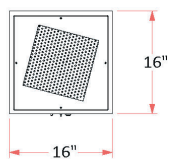
The Nest Lantern features a brushed stainless steel 'nest' pattern for the flame grill. The body of the lantern is made from glass fiber reinforced concrete (GFRC) in the Smoke finish color- a color resembling natural concrete. This unit is fueled by a self-contained Propane tank. The product is designed to use any standard 5 gallon propane tank available at most hardware stores or home improvement centers.



Nest Lantern Features

- Operates on 5 lb. LP Tank (not included)
- Stainless Steel Burner, Hose and Regulator
- Flame is adjustable
- BTU Rating 20,000 LP
- Manual/Piezo Lighting
- Manual control valve
- Includes 7 lb. Bag of Black Glass

715-SM-11-V1PC
Nest Lantern
160 lbs.



Mirage

The In-Pool Collection

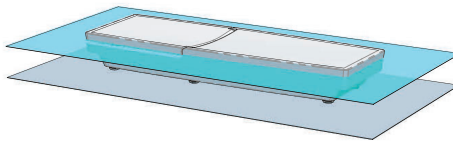


Shown above: X-AC.00S.(color) with snaps and optional pad (M10014P).
 NOTE: Adjustable Chaise will ship with ½" glides. **Now available with and without snaps.**



X-AC.00S.(COLOR) Adjustable Chaise Lounge with Snaps (for use with chaise pad)
 27.5"W 82.5"D 30.5"H
 Overall (as shown) with ½" foot glides, 10.75"SH
 Weight: 58 lbs.

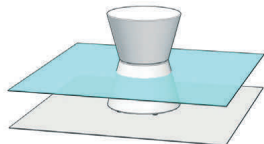
X-AC.000.(COLOR) Adjustable Chaise Lounge without snaps



Shown with 1/2" glides
 For use in up to 9" of water depth



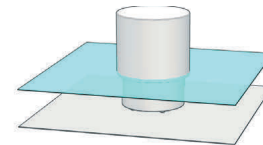
M10014P
 Optional Premium Adjustable Chaise Lounge Pad
 27.5" x 82.5" x 1.25"
 Fits **X-AC.00S**
 Adjustable Chaise Lounge Chaise Pad sold separately



The Hourglass Side Table is designed for use in up to 9" of water depth.

X-DI.0P0.(COLOR) Hourglass Side Table
 Dia. 14" 18"H Weight: 17 lbs.

The Hourglass Side Table is designed for use in up to 9" of water depth. To make sure the side tables will not float, you must fill them up by holding them on their side under water for a few minutes.



The Drum Side Table is designed for use in up to 9" of water depth.

X-TA.0P0.(COLOR) Drum Side Table
 Dia. 14" 18"H Weight: 17 lbs.

The Drum Side Table is designed for use in up to 9" of water depth. To make sure the side tables will not float, you must fill them up by holding them on their side under water for a few minutes.

Cleaning Instructions: Clean your furniture with mild soap and a brush. For best results, use a pressure washer for cleaning. Wash outdoor cushions with a solution of mild detergent and water and thoroughly rinse with clear water. Allow cushions to air dry completely. Do not use abrasive substances. Wash outdoor cushions with a solution of mild detergent and water and thoroughly rinse with clear water. Allow cushions to air dry completely. **DO NOT USE A PRESSURE CLEANER ON THE CUSHIONS.**

Only Marine Grade Fabrics can be used if furniture is used in-pool. 100% Acrylic Marine Grade Fabrics options are shown on page 167. **If daybed is to be used out of water ONLY,** fabrics on pages 192-208 can be used on cushions. Daybed Base color options are shown on page 167

Mirage In-Pool



In or Out. The new Mirage In-Pool collection from Texacraft is made for both in-pool or out of pool use. These products are made of prime quality polyethylene - a material that is shock resistant, durable and will last for many years. Tested to withstand all climates from tropical sun to rugged winters, these products can stay outdoors year-round. All of the plastic material is entirely recyclable. The process of making these products, rotational molding, does not produce any plastic waste.

Island Daybed



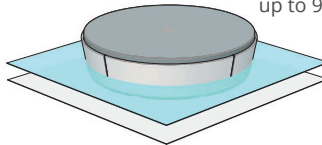
X-SB.00S.(COLOR) Island Daybed
72"Dia. 16"H
Weight: 96 lbs.
The Round Daybed is designed for use in up to 9" of water depth.

The four daybed pieces are attached with clips.

The Island Daybed can be used in or out of the water.
The water depth cannot be deeper than 9".

Day Bed cushions are sold separately.

The Round Daybed is designed for use in up to 9" of water depth.



Base shown with 2-piece cushion **M1348P** and with Center Table **X-CT.000.(COLOR)**
Cushion and Island Daybed Center Table sold separately.



X-CT.000.(COLOR)
Island Daybed Center Table
15"Dia. 9"H
Weight: 5 lbs.



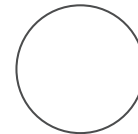
Umbrella poles sleeves are for 1 1/2" dia. umbrella poles only.

Umbrella pole sleeves must be used when an umbrella is used with Island Daybed.

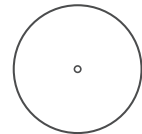
M20POLE-L Umbrella Pole Sleeve - Long
For use with center table.

M20POLE-S Umbrella Pole Sleeve - Short
For use with without center table.

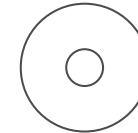
ISLAND DAYBED CUSHION OPTIONS



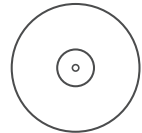
One Piece
M1335P



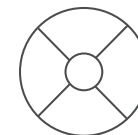
One Piece with Hole
M1345P



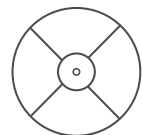
Two Pieces
M1348P



Two Pieces with Hole
M1349P



Five Pieces
M1350P



Five Pieces with Hole
M1338P

Only Marine Grade Fabrics can be used if furniture is used in-pool. 100% Acrylic Marine Grade Fabrics options are shown on page 167. **If daybed is to be used out of water ONLY,** fabrics on pages 192-208 can be used on cushions. Daybed Base color options are shown on page 167.




Mirage "Spike" In-Pool Chairs



X-CP.000.(COLOR) Spike Low Lounge
24"W 63.125"D 30"H 4.5"SH
Weight: 68 lbs.

The Low Lounge can be used in or out of the water.

White Low Lounger available in stock for quick shipment.

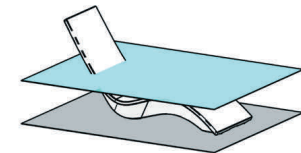


The Low Lounge is designed for use in up to 9" of water depth.



X-CP.100.(COLOR) Spike High Lounge
24"W 60.5"D 33.25"H 7.25"SH
Weight: 80 lbs.

The High Lounge is designed for deeper pool ledge installations. This lounge can be used in or out of the water.

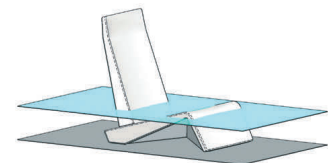


The High Lounge is designed for use in up to 15" of water depth.



X-CP.200.(COLOR) Spike High Back Chair
24"W 33.875"D 33.5"H 6.25"SH
Weight: 35 lbs.

The High Back Chair features an upright back. The chair can be used in or out of the water.



The High Back Chair is designed for use in up to 9" of water depth.

When In-Pool Products are placed on tanning ledges in swimming pools, holes in the products will allow water inside, which will consequently make the chair or chair more stable. Please allow a few minutes for this process to be completed.

Lounge, Chair and Table color options are shown on page 167.

Mirage "Arch" In-Pool Chairs



X-SO.000.(COLOR) Arch Low Lounge
24"W 64"D 29"H 3.25"SH
Weight: 58 lbs.

The Low Lounge can be used in or out of the water.
White Low Lounger available in stock for quick shipment.




X-SO.100.(COLOR) Arch High Lounge
24"W 61"D 32"H 6.75"SH
Weight: 80 lbs.

The High Lounge is designed for deeper pool ledge installations. This lounge can be used in or out of the water.

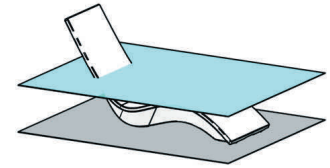


X-SO.200.(COLOR) Arch High Back Chair
23"W 34"D 33"H 6"SH
Weight: 35 lbs.


The High Back Chair features a contoured shape for comfort and lumbar support. The chair can be used in or out of the water.



The Low Lounge is designed for use in up to 9" of water depth.



The High Lounge is designed for use in up to 15" of water depth.




The High Back Chair is designed for use in up to 9" of water depth.

Square Daybed



X-SQ.0PS.(COLOR) Square Daybed Base (1) 33" Square segment
Four 33" segments are connected by clips to create a 66" X 66" square daybed
66"W 66"D 12"H
Weight: 104 lbs.

Square Daybed requires cushions which are sold separately.

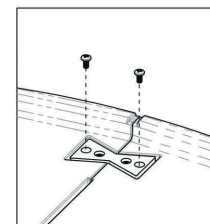


X-SQ.0PS.(COLOR) Square Daybed
Composed of four pieces (shown with M1351P cushion. Cushion sold separately.


! IMPORTANT ORDERING INFORMATION
(4) X-SQ.0PS segments must be ordered to create a 66"W x 66"D Square Daybed as shown above.



M1339P Single Square Daybed Cushion
33"W 33"D 4"H
Weight: 6.5 lbs. (one cushion)
Weight: 26 lbs. (four piece set)
Must order four cushions



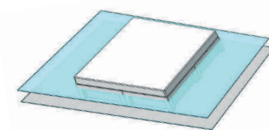
Clips are used to attached the four pieces of the Square Daybed and the Round Daybed.



M1351P Large Single Square Daybed Cushion
66"W 66"D 4"H
Weight: 26 lbs.
One large cushion fits the Square Daybed



M1353P Mirage Day Bed with Wedge Head/back pillow
66"W 66"D 4"H 14"H (including head pillow)
Weight: 37.5 lbs.



The Square Daybed is designed for use in up to 9" of water depth.

The Square Daybed requires either a large square single cushion (**M1351P**) or (4) small square single daybed cushions (**M1339P**).

Note: The base is composed of four pieces and does NOT include cushions. Cushions are sold separately. Cushion(s) are secured to the base with stainless steel snaps.

Only Marine Grade Fabrics can be used if furniture is used in-pool. 100% Acrylic Marine Grade Fabrics options are shown on page 167. **If daybed is to be used out of water ONLY,** fabrics on pages 192-208 can be used on cushions. Daybed Base color options are shown on page 167.

Mirage Seating



NOTE: Cozi, Otto and Crest are not designed for In-Pool use.

COZI



X-CO.000.(COLOR)/13 Lounge Chair
with white armrests/legs
34"W 38"D 36"H 19.5"SH
Weight: 38 lbs.



X-CO.000.(COLOR)/42 Lounge Chair
with black armrests/legs
34"W 38"D 36"H 19.5"SH
Weight: 38 lbs.



OTTO

X-OT.000.(COLOR) Ottoman
20" 20" 11.5"H 11.5"SH
Weight: 11 lbs.

CREST



X-LO.000.(COLOR) Lounge Chair
26.5"W 27.75"D 34"H 15.75"SH
Weight: 25 lbs.

Color options are shown on page 167.

Mirage

Curva Modular Collection



NOTE: Curva Modular is not designed for In-Pool use.

In addition to its stunning organic shapes and curves, its material (polymer resin) withstands all temperatures. Colors will not fade and the white version will not turn yellow over time! Imagine creating your dream Curva modular seating arrangement using these six modules. All seating pieces are available with snaps (**for securing seat pads**) or without snaps if pads are not desired.

CURVA



X-SE.000.(COLOR) Armless Module
32"W 32"D 30"H 15"SH
Weight: 33.1 lbs.

X-SE.00S.(COLOR) Armless Module
with Snaps

M1025P

Optional Premium Pad for X-SE.00S
32"W 21"D 1.75"H
Weight: 2 lbs.



X-SE.100.(COLOR) Right Arm Module
32"W 32"D 30"H 15"SH
Weight: 30.8 lbs.

X-SE.10S.(COLOR) Right Arm Module
with Snaps

M1027P

Optional Premium Pad for X-SE.10S
24"W 22.25"D 1.75"H
Weight: 1.2 lbs.



X-SE.200.(COLOR) Left Arm Module
32"W 32"D 30"H 15"SH
Weight: 30.8 lbs.

X-SE.20S.(COLOR) Left Arm Module
with Snaps

M1026P

Optional Premium Pad for X-SE.20S
24"W 22.25"D 1.75"H
Weight: 1.2 lbs.



X-SE.300.(COLOR) Curved Corner Module
32"W 32"D 30"H 15"H
Weight: 28.6 lbs.

X-SE.30S.(COLOR) Curved Corner Module
with Snaps

M1023P

Optional Premium Pad for X-SE.30S
21"W 21"D 2"H
Weight: 1lb.




X-SE.400.(COLOR) Reversed Corner Module
32"W 32"D 30"H 15"SH
Weight: 24.2 lbs.

X-SE.40S.(COLOR) Reversed Corner
Module with Snaps

M1024P

Optional Premium Pad for X-SE.40S
21"W 21"D 1.75"H
Weight: 2 lbs.



X-SE.500.(COLOR) Curved Ottoman
32"W 32"D 15"H
Weight: 22.0 lbs.

X-SE.50S.(COLOR) Curved Ottoman
with Snaps

M1028P

Optional Premium Pad for X-SE.50S
30.5"W 32"D 2"H
Weight: 2.25 lbs.

Fabrics on pages 167, 192-208 can be used on cushions. Color options are shown on page 167.



NOTE: Curva Bistro is not designed for In-Pool use.



M1020P
Optional Pad for X-BI.10S
and X-BI.1PS
19.5"W 16"D 1.25"H
Weight: .8 lb.

X-BI.100.(COLOR) Dining Chair
24"W 22"D 28"H 17.5"SH
Weight: 15 lbs.

X-BI.10S.(COLOR) Dining Chair w/Snaps

X-BI.1P0.(COLOR) Dining Chair
with extra weight
Weight: 21.6

X-BI.1PS.(COLOR) Dining Chair with
snaps and extra weight



M1022P
Optional Pad for X-BI.30S
and X-BI.3PS
21.25"W 20"D 1.75"H
Weight: 1 lb.

X-BI.300.(COLOR) Lounge Chair
30"W 30"D 32"H 16.5"SH
Weight: 24 lbs.

X-BI.30S.(COLOR) Lounge Chair w/Snaps

X-BI.3P0.(COLOR) Lounge Chair w/extra weight
Weight: 30.6 lbs.

X-BI.3PS.(COLOR) Lounge Chair with snaps
and extra weight



M1020P
Optional Pad for X-BI.20S
and X-BI.2PS
19.5"W 16"D 1.25"H
Weight: .8 lbs.

X-BI.200.(COLOR) Stool
24"W 22"D 40"H 28"SH
Weight: 20 lbs.

X-BI.20S.(COLOR) Stool with Snaps

X-BI.2P0.(COLOR) Stool with extra
weight
Weight: 26.6 lbs.

X-BI.2PS.(COLOR) Stool with Snaps
and extra weight



M1021P
Optional Pad for X-PL.00S
20"W 18.75"D 2"H
Weight: 1 lb.

X-PL.000.(COLOR) Sand/Spa Chair
26"W 27"D 22"H 10"SH
Weight: 15.5 lbs.

X-PL.00S.(COLOR) Sand/Spa Chair
with Snaps

BISTRO



X-BI.400.(COLOR) Side Table
16"W 16"D 18"H
Weight: 7 lbs.

X-BI.4P0.(COLOR) Side Table
with extra weight
Weight: 13.6 lbs

CILO



X-CI.000.(COLOR) Side Table
13.5"W 13.5"D 18"H
Weight: 6.6 lbs.

X-CI.0P0.(COLOR) Side Table with
extra weight
Weight: 13.2 lbs.

BLOK



X-BL.0P0.(COLOR) Table/Stool
with weight
18"W 18"D 18"H
Weight: 13.2 lbs.

SKOAR



X-SK.000.(COLOR) Side Table
14"W 14"D 14"H
Weight: 8.8 lbs.

X-SK.0P0.(COLOR) Side Table w/extra weight
Weight: 15.4 lbs.

ECLIPSE



X-EC.000.(COLOR) Eclipse Bench
48"W 35"D 17"H
Weight: 37 lbs.

X-EC.0P0.(COLOR) Eclipse Bench
w/extra weight Weight: 43.6 lbs.



Mirage Planters

FYOR

FYOR



X-FY.000.(COLOR) Planter
Small Square
19"W 19"D 19"H
Gallon Capacity: 29.1 |
Weight: 8.8 lbs.
X-FY.100.(COLOR) Planter
Large Rectangle
23"W 12"D 35"H
Gallon Capacity: 42.3
Weight: 15 lbs.

VASK



X-VA.200.(COLOR) Planter Large
36"W 36"D 20"H
Gallon Capacity: 39.6
Weight: 40 lbs.
X-VA.100.(COLOR) Planter Medium
24"W 24"D 15"H
Gallon Capacity: 14.5
Weight: 18 lbs.

HORTA



X-HO.000.(COLOR) Planter
30"W 15"D 24"H
Gallon Capacity 10.6
Weight: 15.4 lbs.

FOLIA



X-FO.050.(COLOR) Planter
20"W 20"D 30"H
Gallon Capacity: 7.9
Weight: 13 lbs.

HAUS



X-HA.250.(COLOR) Planter Large
15"W 15"D 32"H
Gallon Capacity: 19.3
Weight: 13 lbs.
X-HA.050.(COLOR) Planter Small
13"W 13"D 17"H
Gallon Capacity: 7.1
Weight: 8.8 lbs.

TERA



X-TE.300.(COLOR) Planter Extra large
40"W 40"D 40"H
Gallon Capacity: 77.1
Weight: 36 lbs.
X-TE.000.(COLOR) Planter Small
22"W 22"D 20"H
Gallon Capacity: 11.4
Weight: 11 lbs.
X-TE.100.(COLOR) Planter Medium
26"W 26"D 24"H
Gallon Capacity: 18.2
Weight: 13 lbs.
X-TE.200.(COLOR) Planter Large
20"W 20"D 33"H
Gallon Capacity: 17.7
Weight: 13 lbs.

BLOOM




X-BM.100.(COLOR) Planter with Teak legs
15"W 30"D 27"H
Gallon Capacity: 11.1
Weight: 22 lbs.
X-BM.000.(COLOR) Planter without legs
15"W 30"D 10"H
Gallon Capacity: 11.1
Weight: 8.8 lbs.

Color options are shown on page 167.


Mirage Fabrics and Finishes

100% Acrylic Marine Grade Fabrics available for Cushions and pads. These fabrics are woven from 100% solution dyed acrylic yarns. The stripe fabrics are designed with a 3.9" stripe width.

Swatch samples of the marine grade fabrics are available through your Texacraft sales representative.



Texacraft's in-pool, seating and planters are made of prime quality polyethylene. The coloration is throughout, not just a surface coloration. This material is shock resistant, durable, UV protected and fully recyclable.



Outdoor Games



Concrete Cornhole

Concrete corn hole boards are the regulation American Cornhole Association (ACA) size and slope to ensure perfect playing conditions. Cornhole boards also feature a sloped bag removal area that allows water to efficiently drain away from the board, which keeps the boards cleaner. They are available in standard neutral gray. Cornhole boards are completely constructed out of concrete and have a smooth concrete surface that is polished and sealed for great bag slide. Our custom corn hole boards feature a concrete border that makes mowing simple, and trimming around them is easy and stress-free.

Sets can be installed on sand, compacted gravel or a concrete pad.



BYOB5531 Natural Concrete Gray Cornhole Set of 2 Standard Natural Gray. Contrast sandblasted sides. Includes two coats of sealer and two coats of outdoor wax.
 Size: 55"L x 31" W
 Weight: 633 lbs. each, 1266 lbs. per set




BYOB Weather Resistant Toss Bags
 Standard colors are Red and Blue
 (Set of 8: Choose two colors)

Weather Resistant Bags
 Heavy Duty duck canvas cover filled with plastic pellets
Colors:
 Bottom Row (left to right): White, Gray, Black, Yellow, Orange, Purple
 Top Row (left to right): Red, Blue, Stars, Stripes, Burgundy, Navy Blue, Green



Mirage Cornhole

Cornhole boards are made from a marine grade polymer material. The MGP material is made from post-consumer bottle waste such as milk and detergent bottles. The material is an excellent all-weather material that is extremely strong and will never require painting, staining or weatherproofing to maintain its appearance.



Available Mirage Cornhole Colors



White (13)



Grey (25)



Beige (20)

X-CH.000.(COLOR) Mirage Cornhole Board Set
 Available in white, grey and beige only
 Set includes two boards. (Bags sold separately)
 Size: 23.625" W x 47.625"L
 Weight: 30 lbs. each, 60 lbs. per set

Premium All Weather Cornhole Bean Bags.

Bean bags are created from tough, durable cotton duck cloth and double stitched to ensure long lasting weatherproof use. These bags are filled with plastic pellets instead of corn.

Two sets of 4 bags of two different colors needed for play.



M994
 Bean Bag - Red
 Set of four



M995
 Bean Bag - Black
 Set of four



M996
 Bean Bag -
 Royale Blue
 Set of four



M997
 Bean Bag - Yellow
 Set of four



M998
 Bean Bag -
 Athletic Gold
 Set of four



Outdoor Pool Table with Dining Conversion Top!

Hyphen is pool without constraints, combining elegance and sociability. Relying on its expertise developed in the design of outdoor ping-pong tables renowned for their quality, This table is the realization of an innovative outdoor pool table.

Extraordinarily robust and maxing out in playing quality, the Hyphen outdoor pool table gives you the freedom to play wherever you like. Its polished design and its ability to convert to a dining table take decorative furniture to a whole new level. Every pool table is custom-made to order

Accessories Included:

Reversible tabletops for converting into an outdoor dining table; 2 composite cues; Set of Pool Balls: 15 numbers balls - 1 white ball; regulation size; Triangle; 9-Ball Rack; Chalk; Brush



213140 Hyphen Outdoor Pool Table
Dark grey table frame and dark grey felt
48"W 84"L 29.5-31.5"H (adjustable legs)
247lbs



213110 Hyphen Outdoor Pool Table
White table frame and light grey felt
48"W 84"L 29.5-31.5"H (adjustable legs)
247lbs




242001 Hyphen Pool Table Cover, optional

Conversion Top Options:




259202 Stone Top - for white frame
259203 Stone Top - for black frame



259102 Wood Top - for white frame
259103 Wood Top - for black frame



Dark Grey Fabric



Light Grey Fabric



219610 White Pocket Set



219620 Black/Grey Pockets Set



218630 Yellow Pockets Set



219640 Orange Pockets Set



219650 Blue Pockets Set

Accessories Included:



236100 Pool Ball Set



261110 Triangle



223100 Composite Cue (2), Fiberglass



261300 Brush



262110 Chalk (2)

FEATURES

- Weather and Shock resistant
- Adjustable feet for level playing
- Iron Metallic frame with polyester powder coated paint
- Framework undergoes full, anti-corrosion treatment prior to finish
- Commercial Grade, low maintenance
- Light enough for two-person maneuverability
- Natural rubber rails offer play similar to indoor pool tables
 - Play surface is covered with Sunbrella® felt material creating less rail friction and balls play faster
- Table top converts to dining table in seconds
- Outdoor rated high pressure laminate tops
- Five colors of pocket colors to select from
- Pool balls are made of Phenolic Resin
- Some assembly required



Outdoor Foosball Table

The outdoor lifestyle foosball table has overcome the challenge of combining elegance, performance, enjoyment and durability. Designed to withstand the elements and provide endless hours of entertainment, this commercial-quality foosball table is a must-have for any outdoor gaming enthusiast.



Crafted with durability in mind, the Outdoor Foosball Table features a rugged black finish that not only adds a touch of elegance but also ensures long-lasting performance. Its sturdy construction and weather-resistant materials make it suitable for any outdoor environment, allowing you to enjoy intense matches without worrying about the table's integrity.

The table boasts a smooth playing surface, meticulously engineered for optimal ball control and precision shots. Its ergonomic handles provide a comfortable grip, allowing players to execute swift maneuvers and outmaneuver their opponents with ease. The precision-machined steel rods glide effortlessly, ensuring fast-paced gameplay that will keep you engaged for hours on end.

Designed with safety in mind, this Outdoor Foosball Table features telescopic rods that prevent the rods from protruding through the opposite side, minimizing the risk of injuries during intense matches. This thoughtful design element makes it suitable for players of all ages, ensuring a safe and enjoyable gaming experience for everyone.



414100 Foosball Table
60"W 61.42"L 43.70"H
163 lbs



237501 Foosball Table Cover, optional

Accessories Included:




237100 Set of 5 Cork
Foosball balls



237200 Set of 5 Plastic
Foosball balls

FEATURES

- Moabi wood legs known for its rot-resistance
- Moabi wood is one of the most weather resistant wood species
- Resin laminate cabinet for extreme exterior durability
- Playing surface covered in Gerflex over resin laminate panel
- Ships with 5 plastic and 5 natural cork balls
- Some assembly required
- Adjustable feet





Outdoor Ping Pong Table

The **510M** table, manufactured in France, is a stable and durable choice for your outdoor table tennis table needs. This ping pong table is well designed and particularly resistant to rough treatment. Its 100% steel, Aluzinc coated structure, high-density, and solid laminate tabletop, can afford to take a few hits, whether they're from rackets or weather conditions. This is a popular model for schools, hotels, campsites and multi-family use.



455450 TACTEO Pack DUO
(2 paddles & 3 balls)



125615 Pro 510M Outdoor Table - Blue
60"W 107.87"L 29.92"H
170 lbs



125617 Pro 510M Outdoor Table - Grey
60"W 107.87"L 29.92"H
170 lbs



455708 TACTEO50 Outdoor Paddle
(1 paddle)

Park Table

The PARK table is manufactured in France from very hard-wearing materials and demonstrates a sturdiness that readily translates to any situation, from impact, bad weather, to vandalism. The construction and materials used create the best quality outdoor ping pong table in the market.



127137 Park Table
60"W 107.87"L 29.92"H
357 lbs

FEATURES

- Playing Quality - Perfect Bounce - Park
- Table Top Durability - Galvanized Steel Frame
- Ultra durable outdoor laminate
- Safety - Rounded edges to ensure maximum safety
- Stability / Robustness - Large steel feet - Park
- Galvanized steel structure to sustain all kinds of damages
- Three types of ground fastening methods possible
- Equipment / Ergonomics / Maneuverability
- Rounded edges - smooth design and ergonomic shapes



Laguna Executive Cabana

- Traversing curtains on aluminum track with stainless steel carriers.
- Stainless steel buckles for added privacy on back curtains • Upright leg clearance is 8'0"
- 2" baked on powder coated aluminum posts are rust proof and durable.
- Frame is fully welded in sections with a rigid valance for extra strength.
- Cabana is pre-engineered for winds up to 120 MPH (Miami-Dade County approved)



Sunbrella® brand marine grade fabrics

- LCS8** Laguna 8' x 8' 305 lbs.
- LCS10** Laguna 10' x 10' 339 lbs.
- LCS12** Laguna 12' x 12' 411 lbs.
- LCS14** Laguna 14' x 14' 498 lbs.

Sunbrella® firesist flame retardant fabrics

- LCF8** Laguna 8' x 8' 305 lbs.
- LCF10** Laguna 10' x 10' 339 lbs.
- LCF12** Laguna 12' x 12' 411 lbs.
- LCF14** Laguna 14' x 14' 498 lbs.

Frame Finish Selections

Signal Grey RAL7004

Black T005-BK78

Oyster White RAL1013

Consult your sales representative for fabric selection. All Sunbrella® Marine Grade Fabrics are available.

≈ 3-hole Base Plates allow surface mounting

Hermosa Executive Cabana

- Underside centerpeak fitting is welded aluminum for quick and easy frame assembly.
- Traversing curtains on aluminum track with stainless steel carriers.
- 2" baked on powder coated aluminum posts are rust proof and durable.
- Valance is loose. A variety of scalloped or straight valances are available for your selection.
- Upright leg clearance is 8'0". • 60 mph wind rating (with fabric on frame)



Sunbrella® brand marine grade fabrics

HCS8 Hermosa 8' x 8' 163 lbs.
HCS10 Hermosa 10' x 10' 178 lbs.
HCS12 Hermosa 12' x 12' 191 lbs.
HCS14 Hermosa 14' x 14' 201 lbs.

Sunbrella® firesist flame retardant fabrics

HCF8 Hermosa 8' x 8' 163 lbs.
HCF10 Hermosa 10' x 10' 178 lbs.
HCF12 Hermosa 12' x 12' 191 lbs.
HCF14 Hermosa 14' x 14' 201 lbs.

Frame Finish Selections

Signal Grey RAL7004

Black T005-BK78

Oyster White RAL1013

Consult your sales representative for fabric selection. All Sunbrella® Marine Grade Fabrics are available.

≈ 3-hole Base Plates allow surface mounting

Redondo Executive Cabana

- Traversing curtains on aluminum track with stainless steel carriers.
- 2" baked on powder coated aluminum posts are rust proof and durable.
- Valance is loose. A variety of scalloped or straight valances are available for your selection.
- Feature stripe is a 2" sewn on applique stripe in a myriad of colors.
- Upright leg clearance is 8'-0".
- 60 mph wind rating (with fabric on frame)



Sunbrella® brand marine grade fabrics

- RCS8** Redondo 8' x 8' 163 lbs.
- RCS10** Redondo 10' x 10' 178 lbs.
- RCS12** Redondo 12' x 12' 191 lbs.
- RCS14** Redondo 14' x 14' 201 lbs.

Sunbrella® firesist flame retardant fabrics

- RCF8** Redondo 8' x 8' 163 lbs.
- RCF10** Redondo 10' x 10' 178 lbs.
- RCF12** Redondo 12' x 12' 191 lbs.
- RCF14** Redondo 14' x 14' 201 lbs.

Frame Finish Selections

Signal Grey RAL7004

Black T005-BK78

Oyster White RAL1013

Consult your sales representative for fabric selection. All Sunbrella® Marine Grade Fabrics are available.

≈ 3-hole Base Plates allow surface mounting

Roman Shade Executive Cabana

- Traversing curtains on a stainless steel rod
- 3" aluminum powder coated (baked on)
- Stainless steel buckles
- Two panels on top allows one side to have shade while the other has sun.
- All stainless steel hardware.
- Upright leg clearance is 8'0"
- 125 MPH Wind Rating



Sunbrella® brand marine grade fabrics

- RSC8** 8' x 8' with Full Curtains 255 lbs.
- RSC10** 10' x 10' with Full Curtains 10' x 10' 290 lbs.
- RSC12** 12' x 12' with Full Curtains 12' x 12' 330 lbs.
- RSC14** 14' x 14' with Full Curtains 14' x 14' 370 lbs.

Frame Finish Selections


Signal Grey
RAL7004

Black
T005-BK78

Oyster White
RAL1013

Consult your sales representative for curtain fabric selection. All Sunbrella® Marine Grade Fabrics are available.

AwnTex Fabrics for Overhead Canopy



Chairman Executive Cabana

- 3" Square Powder-Coated Aluminum Frame
- Fully Welded Frame
- Stainless Steel Hardware
- Awning/Marine Grade Canvas or Mesh Fabrics
- Base Plates or In-Ground Hardware
- Available in custom sizes.
- Cedar wood slats available on 1, 2 or 3 sides of cabana

Shown below: CC103P - 1 side Curtains, 3 Sides wood Panels

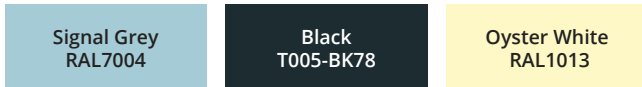


- CC081P** 8'x8' 8.5'H
3 Sides Curtains, 1 Side Wood Panels
573 lbs.
- CC101P** 10'x10' 8.5'H
3 Sides Curtains, 1 Side Wood Panels
637 lbs.
- CC121P** 12'x12' 8.5'H
3 Sides Curtains, 1 Side Wood Panels
755 lbs.
- CC141P** 14'x14' 8.5'H
3 Sides Curtains, 1 Side Wood Panels
833 lbs.


- CC082P** 8'x8' 8.5'H
2 Sides Curtains, 2 Sides Wood Panels
726 lbs.
- CC102P** 10'x10' 8.5'H
2 Sides Curtains, 2 Sides Wood Panels
824 lbs.
- CC122P** 12'x12' 8.5'H
2 Sides Curtains, 2 Sides Wood Panels
998 lbs.
- CC142P** 14'x14' 8.5'H
2 Sides Curtains, 2 Sides Wood Panels
1096 lbs.

- CC083P** 8'x8' 8.5'H
1 Side Curtains, 3 Sides Wood Panels
879 lbs.
- CC103P** 10'x10' 8.5'H
1 Side Curtains, 3 Sides Wood Panels
1011 lbs.
- CC123P** 12'x12' 8.5'H
1 Side Curtains, 3 Sides Wood Panels
1241 lbs.
- CC143P** 14'x14' 8.5'H
1 Side Curtains, 3 Sides Wood Panels
1359 lbs.


Frame Finish Selections



Wood Finish Selections



AwnTex Fabrics for Overhead Canopy



Consult your sales representative for fabric selection. All Sunbrella® Marine Grade Fabrics are available.

≈ 3-hole Base Plates allow surface mounting

Daybeds

Cloud Daybed



DBS001
 Cloud Daybed without 4 post canopy
 Throw pillows and back wedge
 headboard pillow sold separately.

DB001
 Cloud Daybed
 8'6"Square 8.5'H 21"SH
 Weight: 675 lbs.
 Pillows sold separately.

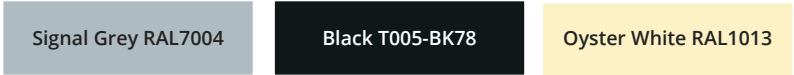
Features

- Retractable roof
- Stainless steel hardware
- Structurally sound
- Low maintenance
- Rust proof aluminum frame
- Headboard slats are natural Ipe wood
- Frame Finish: Aluminum, Black, Ivory


Fabric Selection

Side curtains, bed cushions and wedge headboard pillow are available in most Sunbrella Upholstery or Marine Grade Fabrics. Ask sales rep for more information. Overhead Canopy **ONLY** available in AwnTex fabrics below.

Frame Finishes



AwnTex Fabrics for Overhead Canopy



Headboard slats and bed cushion supports are available in Barnwood, Chocolate, Cordovan Brown and Woodbridge finishes. See page 177.

Casual Extras



Shade Structure

For a dramatic presence around the pool, our shade structure offers a semi-permanent solution for screening the sun's harsh rays, allowing prolonged outdoor enjoyment for your residents and guests.

- All aluminum frame
- Stainless Steel Hardware
- Top and back fabric panels
- Utilizes Sunbrella® Brand Marine and Firesist® Fabrics
- Wind Rated (120 mph)
- In-Ground Mount system for semi-permanent installation
- Inside height front- 8' 2 7/8" slope to back with inside height- 7' 4 9/16"

Available Sizes With Sunbrella® Marine Grade Fabrics

- DC008S** 8' x 8'
- DC010S** 10' x 10'
- DC012S** 12' x 12'
- DC014S** 14' x 14'

Available Sizes With Sunbrella® Firesist Flame Retardant Fabric

- DC008F** 8' x 8'
- DC010F** 10' x 10'
- DC012F** 12' x 12'
- DC014F** 14' x 14'

Towel Valet

An elegant and useful addition at poolside, fitness center, tennis court or wherever towels are utilized. This functional item offers towel storage and after use collections all in one.

- All Aluminum Frame
- Stainless Steel Hardware
- Top Wire Mesh Storage Shelf
- Shelves have 100 lb. weight capacity
- Utilizes Sunbrella® Brand Marine and Firesist® Fabrics
- Removable collection bag for easy transport to laundry
- Easy maneuverability- lift and place
- Overall height- 6' 2"

Available Sizes With Sunbrella® Marine Grade Fabrics

- TVSS** 2' 11"w x 2' 8 1/2"d x 6' 2"h
- TVLS** 4' 10"w x 2' 8 1/2"d x 6' 2"h

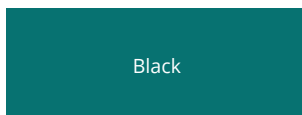
Available Sizes With Sunbrella® Firesist Flame Retardant Fabric

- TVSF** 2' 11"w x 2' 8 1/2"d x 6' 2"h
- TVLF** 4' 10"w x 2' 8 1/2"d x 6' 2"h


Frame Finishes for Shade Structure and Towel Valet



Aluminum



Black



Ivory



FLEXIBLE FIBERGLASS RIBS

Umbrellas



M9107MPU 7½' Market Umbrella
8 rib Octagonal Umbrella pole with push up and pin lift mechanism.
NO TILT (FiberBuilt)
90" dia. 96"H 100"H (with finial) 18 lbs.
Finish: Champagne Bronze (CB), White (W), Black (B)
Pole: 1.5" dia.
Fabric selections are located on pages 192-208

Also Available:
M9107MC 7½' Market Umbrella
8 rib Octagonal Umbrella pole with crank,
NO TILT (FiberBuilt)
Finish: Champagne Bronze (CB), White (W), Black (B)
Pole: 1.5" dia.
M9109MC Market
9' 8 rib Octagonal Umbrella, pole with crank, NO TILT
(FiberBuilt)
Finish: Champagne Bronze (CB), White (W)
Pole: 1.5" dia.

M9109MPP 9' Market Umbrella
9' 8 rib Octagonal Umbrella Pole
with pulley and pin.
NO TILT (FiberBuilt)
108" dia. 96"H 100"H (with finial) 19 lbs.
Finish: Champagne Bronze (CB), White (W)
Pole: 1.5" dia.
Fabric selections are located on pages 192-208

Key Features for FiberBuilt Umbrellas

- Flexible fiberglass ribs are resilient and durable. They withstand harsh weather conditions and do not mold, mildew, rust or rot.
- Standard screw on finial. This feature allows for ease of changing the umbrella top.
- A maintenance-friendly yoke comes apart to allow easy access to the ribs.

Key Features for Garden, Patio, and Market Umbrellas

- 3/8" diameter fiberglass ribs for Garden with nylon joints and end-tips.
- 1/2" diameter fiberglass ribs for Patio and Market Umbrella, with heavy duty nylon joints and end-tips.
- Two piece pole, 1.5" diameter is standard on Market, Garden and Patio Umbrellas.
- .065 wall, powder-coated aluminum pole standard for M9407MPU and M9407MA.
- .080 wall, powder-coated aluminum pole standard for 7HCR, 7HPU, M9107MC, M9107MPU, M9109MC and M9109MPP.
- Market extended pole available for bar height applications.



Also Available:
7HCR 7½' Patio Umbrella
Pole with crank. NO TILT.

7HPU 7½' Patio Umbrella
8 Rib Octagonal Umbrella
Pole with push up and pin lift
mechanism. (FiberBuilt) This
Umbrella has a market style canopy
and is available in 6 solution dyed
poly fabrics. See below for colors.
*Not available in Burgundy.
90" dia. 90"H 15 lbs.
Finish: Champagne Bronze (CB),
White (W), Black (B)
Pole: 1.5" dia.



M9407MPU 7½' Garden Umbrella
Pole with push up and pin lift
mechanism. NO TILT. (FiberBuilt) This
Umbrella has a valance style canopy
and is available in a Textilene fabric.
See below for colors.
90" dia. 90"H 15 lbs.
Pole: 1.5" dia.

Also Available:
M9407MA
7½' Garden Umbrella 6 Rib Hexagonal
with crank, NO TILT. Finish: Bright
Aluminum (A), Champagne Bronze (CB),
White (W)

Note: M9407MPU Push up model is
not available with a white finish

Fabric Selections: 7HPU, 7HCRCB, M9407MPU and M9407MA Only

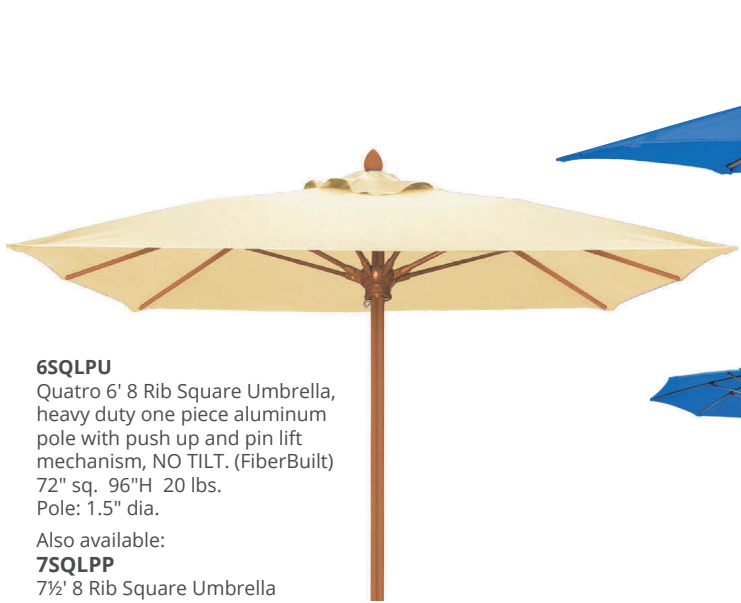
BLK BLACK	FGR FOREST GREEN	BGE BEIGE	NVY NAVY BLUE	WHI NATURAL	RBL PACIFIC BLUE	BUR *BURGUNDY
---------------------	----------------------------	---------------------	-------------------------	-----------------------	----------------------------	-------------------------

Key Features for Lucaya, Nitro, Quatro, Contempo, Oceana, Riva, Unico, Viva, Encore and Phoenix Umbrellas

- Lucaya, Nitro, Quatro and Contempo - 1/2" diameter fiberglass ribs, using heavy duty nylon joints and end-tips.
- Encore and Phoenix Only - 5/8" diameter fiberglass ribs, using heavy duty nylon joints and end-tips.
- Oceana and Riva Only - 3/4" diameter fiberglass ribs, using heavy duty nylon joints and end-tips.
- One piece pole 1 1/2" diameter is standard on Encore, Lucaya, Nitro, Quatro, Contempo and Viva Umbrellas.
- .125 wall, powder-coated aluminum one-piece pole is standard.
- Bar height umbrellas available. Add "XL" to end of part number. Example: 9LPU-XL

Marine Grade Fabric Selections: Lucaya, Nitro, Quatro, Contempo, Oceana, Riva (Fabric number is followed by fabric grade)

8602 A PACIFIC BLUE	8006 A DANDELION	8605 A NATURAL WHITE	8601 A BLACK	4620 B BEIGE	8634 A TERRA	4624 B SKY BLUE	8607 A BURGUNDY
8600 A ANTIQUÉ BEIGE	8603 A FOREST GREEN	8612 A CAPTAINS NAVY	4644 B CHARCOAL GRAY	8608 A CARDINAL RED	4676 B COCOA	4677 C TUSCAN	



65QLPU
Quatro 6' 8 Rib Square Umbrella, heavy duty one piece aluminum pole with push up and pin lift mechanism, NO TILT. (FiberBuilt)
72" sq. 96"H 20 lbs.
Pole: 1.5" dia.

Also available:
75QLPP
7 1/2' 8 Rib Square Umbrella
Pulley and Pin lift (FiberBuilt)
90" sq. 102"H 22 lbs.
Pole: 1.5" dia.



8LPU
Lucaya 8' 8 Rib Octagonal Umbrella, heavy duty one piece aluminum pole with push up and pin lift mechanism, NO TILT. (FiberBuilt)
96" dia. 90"H 28 lbs.
Pole: 1.5" dia.

Also available:
9LPU
9' dia. with push up and pin lift mechanism (FiberBuilt)
29 lbs. Pole: 1.5" dia.

11LPP
11' dia. with pulley and pin lift mechanism ((FiberBuilt)
30 lbs. Pole: 1.5" dia.



9CPU
Contempo 9' 8 Rib Octagonal Umbrella, heavy duty one piece aluminum pole with push up and pin lift mechanism, NO TILT. (FiberBuilt)
108" dia 28 lbs. Pole: 1.5" dia.

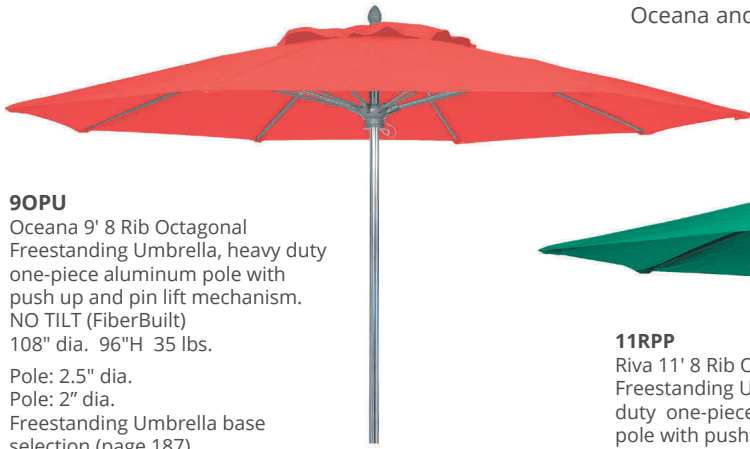
Also Available:
65QCPU
6' 8 Rib Square Umbrella with push up and pin lift mechanism (FiberBuilt)
72" sq. 25 lbs. Pole: 1.5" dia.
11CPU
11' 8 Rib Octagonal with push up and pin lift mechanism (FiberBuilt)
132" dia. 32 lbs. Pole: 1.5" dia.

7NPU
Nitro 7 1/2' 4 Rib Diamond Umbrella, heavy duty one piece aluminum pole with push up and pin lift mechanism, NO TILT. (FiberBuilt)
132"D 108"W 96"H 25 lbs.
Pole: 1.5" dia.

Finish Selections: Lucaya, Nitro, Quatro, Contempo, Oceana, Riva



Oceana and Riva fabric and pole finish selections (pages 182, 200-208).



90PU

Oceana 9' 8 Rib Octagonal Freestanding Umbrella, heavy duty one-piece aluminum pole with push up and pin lift mechanism. NO TILT (FiberBuilt) 108" dia. 96"H 35 lbs.

Pole: 2.5" dia.
Pole: 2" dia.
Freestanding Umbrella base selection (page 187)

Also available:

110PP

11' dia. (FiberBuilt) with pulley and pin 40 lbs. Pole: 2.5" dia.

130PP

13' dia. (FiberBuilt) with pulley and pin 50 lbs. Pole: 2.5" dia.



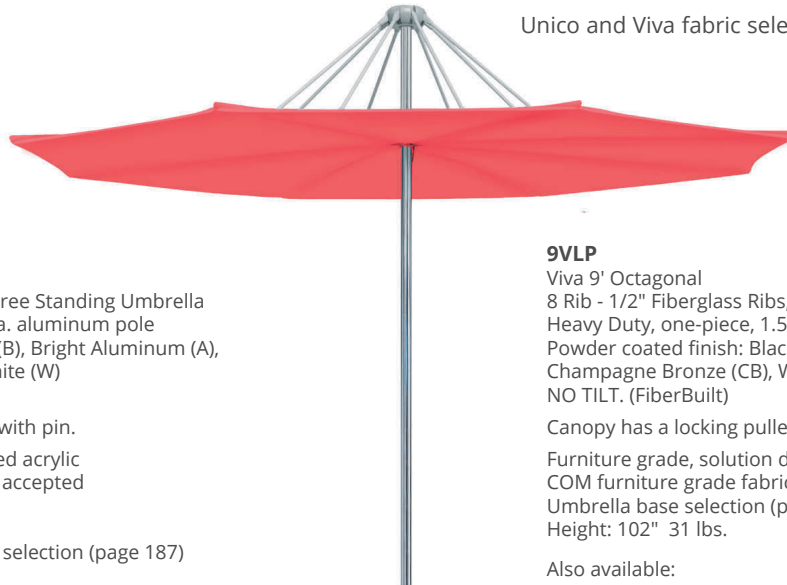
11RPP

Riva 11' 8 Rib Octagonal Freestanding Umbrella, heavy duty one-piece aluminum pole with push up and pin lift mechanism. NO TILT (FiberBuilt) 132" dia. 102"H 40 lbs.

Pole: 2" dia.
Freestanding Umbrella base selection (page 187)

Also available: **9RPU** 9' dia. Freestanding Umbrella with push up and pin lift mechanism. NO TILT (FiberBuilt) 108" dia. 35 lbs. Pole: 2" dia.

Unico and Viva fabric selections (pages 184, 200-208)



9ULP

Unico 9' Octagonal 8 Rib - 1/2" Fiberglass Ribs, Free Standing Umbrella Heavy Duty, one-piece, 2" dia. aluminum pole Powder coated finish: Black (B), Bright Aluminum (A), Champagne Bronze (CB), White (W) NO TILT. (FiberBuilt)

Canopy has a locking pulley with pin.
Furniture grade, solution dyed acrylic COM furniture grade fabrics accepted
Pole: 2" dia.
Height: 102" 34 lbs.
Freestanding Umbrella base selection (page 187)
Also available:

11ULP Unico 11' Octagonal, 8 rib 38 lbs.

9VLP

Viva 9' Octagonal 8 Rib - 1/2" Fiberglass Ribs, Free Standing/Dining Umbrella Heavy Duty, one-piece, 1.5" dia. aluminum pole Powder coated finish: Black (B), Bright Aluminum (A), Champagne Bronze (CB), White (W) NO TILT. (FiberBuilt)

Canopy has a locking pulley with pin.
Furniture grade, solution dyed acrylic COM furniture grade fabrics accepted
Umbrella base selection (page 187)
Height: 102" 31 lbs.

Also available:

11VLP Viva 11' Octagonal, 8 rib 32 lbs.

Encore and Phoenix fabric selections (pages 182, 200-208)
Valance style options (page 186)

Shown with the Single Valance.
May be ordered with Scallop, Square or Wave Valances



9EDTLP

Encore 9' Octagonal Double Tier Canopy 16 Rib - 5/8" Fiberglass Ribs, Free Standing/Dining Umbrella Heavy Duty one piece aluminum pole with locking pulley lift mechanism, NO TILT. (FiberBuilt) Powder coated finish: Black (B), Champagne Bronze (CB), White (W) 108" dia 102" H 34 lbs. Pole: 1 1/2" dia

9PDTLP

Phoenix 9' Octagonal Double Tier Canopy 16 Rib - 5/8" Fiberglass Ribs Free Standing Umbrella Heavy Duty one piece aluminum pole with locking pulley lift mechanism, NO TILT. (FiberBuilt) Powder coated finish: Black (B), Champagne Bronze (CB), White (W) 108" dia 102" H 36 lbs. Pole: 2" dia

Umbrellas

Furniture Grade Fabric Selections: Alero, Unico, Venice, Viva (Fabric number is followed by fabric grade)

5401 B PACIFIC BLUE	5457 B SUNFLOWER YELLOW	5404 B NATURAL	5408 B BLACK	5468 B CAMEL	5440 C TERRACOTTA	5424 B SKY BLUE	5436 B BURGUNDY
5422 B ANTIQUE BEIGE	5446 B FOREST GREEN	5439 B NAVY	54048 B CHARCOAL	5477 C LOGO RED	5425 B COCOA	5417 C TUSCAN	54011 C GINGKO



Double Vent

Retract fully for storage

10SQCANT
Alero 10' 10" Square Cantilever Umbrella
8 Rectangular aluminum ribs
Aluminum frame and fittings
with Granite Tile Base (FiberBuilt)
Pole and canopy rotate 360 degrees Umbrella 96 lbs.
Granite Umbrella Base 320 lbs.
Only available in Bronze finish.
120" sq. 108"H

Trigger lift with crank

Alero acrylic fabrics pages 184, 200-208
Furniture grade, solution dyed acrylic
COM fabrics accepted

Marine Grade Fabrics are not available.







16SQVTP-CN
Venice 16' Square,
8 Rectangular aluminum ribs
Free Standing Umbrella
Carbon powder coated finished aluminum
and steel structure
Nylon Accessories
Telescopic opening and closing system
Steel cross base for 4, 19" x 19"
cement plates
Double sewn-in vent with storage ties
Venice acrylic fabrics pages 184, 200-208
Furniture grade, solution dyed acrylic
COM fabrics accepted
Height: 189"
Umbrella Weight: 125 lbs.
Base Weight: 690 lbs.
Pole: 4" dia.

Also available:
20SQVTP-CN
Venice 20' Square,
8 Rectangular aluminum ribs
Height: 213"
Umbrella Weight: 150 lbs.
Base Weight: 690 lbs.
Pole: 4" dia.

Introducing Paramount Smart Outdoor Umbrella

The Auto-Closing Umbrella with High Wind Detection

Push Button
Open and Close

The Paramount umbrella redefines outdoor luxury with its seamless blend of innovation and style. Featuring a discreet and whisper-quiet motor, it effortlessly opens and closes at your command via a push button controller. Safety is paramount with its wind sensor, automatically closing the umbrella during high winds. Embracing sustainable energy, the solar charging capability ensures continuous use. The integrated LED lights extend your outdoor moments, casting a warm glow, making it the epitome of sophistication and comfort for any outdoor space.



Canopy Fabric Options



RP-P9-D

9' Paramount Smart Octagonal Umbrella
8 rib 1/2" x 3/4" Aluminum Square Ribs
Canopy: Sunbrella Spectrum Dove Fabric

RP-P9-I

9' Paramount Smart Octagonal Umbrella
Canopy: Sunbrella Spectrum Indigo Fabric
108" dia. 104"H 28 lbs.
Pole: 1.5" dia.

RP-P11-D

11' Paramount Smart Octagonal Umbrella
8 rib 1/2" x 3/4" Aluminum Square Ribs,
Canopy: Sunbrella Spectrum Dove Fabric

RP-P11-I

11' Paramount Smart Octagonal Umbrella
Canopy: Sunbrella Spectrum Indigo Fabric
132" dia. 107"H 32.25 lbs.
Pole: 1.5" dia.

FEATURES

- All umbrellas have LED rib lighting and Central Hub light
- Umbrella can only open with use of "open/close" controller that is mounted to the umbrella pole
- Umbrella can close two ways:
 - a. Via open/close controller
 - b. Detection of Wind Speed (closes automatically)
- Solar Charging, battery powered operation - completely wireless
- Available in Sunbrella Fabrics: Spectrum Dove or Spectrum Indigo
- Aluminum frame

Optional Valance Styles

Valances are a decorative feature that can be added to single or double vented canopies. The following umbrella canopies are examples of some of the optional valance styles. These options can be applied to the following umbrellas: Lucaya, Quatro, Oceana, Riva, Encore and Phoenix.

A contrasting trim color can be ordered on the valance, as some of the pictures show. There are, however, a limited number of trim fabric colors. Consult your sales representative for more information on various valance options.

Note: The valance fabric may be the same as the canopy fabric or a second fabric color can be selected. If a striped fabric is selected, the stripe can be laid to run vertically on the valance.



SINGLE VALANCE

VAL-7896 Single Valance (as shown in image to the left)
For 8' and 9' dia. and 6' square canopy
Also available in canopy sizes:
11' and 13' dia. and 7.5' square

VAL-C-7896 Single Valance added to canopy in contrasting fabric.



SCALLOP VALANCE

VAL-SC-8-3 Scallop Valance, 8' dia. canopy, 3 swags per panel (as shown in image to the left.)
Available in 3, 4, 5 and 6 swags per panel
Available canopy sizes: 8', 9', 11' and 13' dia. and 6' and 7.5' square

VAL-SC-C-(SIZE)-(#SWAGS) Scallop Valance in contrasting fabric



SCALLOP DOUBLE LAYER VALANCE

VAL-SC-DBL-8-6 Scallop Double Layer Valance, 8' dia. canopy, 6 swags per panel (as shown in image to the left)
Available in 3, 4, 5 and 6 swags per panel
Available canopy sizes: 8', 9', 11' and 13' dia. and 6' and 7.5' square

VAL-SC-DBL-C-(SIZE)-(#SWAGS) Scallop Double Layer Valance in contrasting fabric



WAVE SINGLE VALANCE

VAL-WAVE-7896 Wave Style Valance added to canopy in same fabric (as shown in image to the left)
Available canopy sizes:
8', 9', 11' and 13' dia. and 6' and 7.5' square

VAL-WAVE-C-(SIZE) Wave Style Valance in contrasting fabric



SQUARE DOUBLE LAYER VALANCE

VAL-DSS-8-4SQ Square Double Layer Valance 8' canopy, 4 square swags per panel (as shown in image to the left)
Available in 3, 4, 5 and 6 square swags per panel
Available canopy sizes: 8', 9', 11' and 13' dia. and 6' and 7.5' square

VAL-DSS-C-(SIZE)-(#SWAGS)SQ Square Double Layer Valance in contrasting fabric

Also available in a Square Single Layer Valance

VAL-SC-(SIZE)-(#SWAGS)SQ same color fabric

VAL-SC-C-(SIZE)-(#SWAGS)SQ contrasting fabric



DECORATIVE RUFFLE

RF-RUFFLE-C-89-6SQ Ruffle Style at canopy edge and at top vent in contrasting fabric (as shown in image to the left)
Available canopy sizes:
8', 9', 11' and 13' dia. and 6' and 7.5' square



VALANCE WITH FRINGE

F-FRINGE-89-6SQ Fringe at bottom edge of canopy 8' and 9' dia and 6' square
F-FRINGE-11-7SQ Fringe at bottom edge of canopy 11' dia. and 7.5' square
F-FRINGE-13 Fringe at bottom edge of canopy 13' dia.

Fringe can also be added to a scalloped valance.

Umbrella Bases

Non-Freestanding For use with dining tables.



M9950 Cast Aluminum Umbrella Base
50 lbs.

Fits 1.5" dia. pole.

M9951 80 lbs.

Ships with both 6.5" and 16.75" umbrella pole stems.

Available in all finishes.



M9850 Cast Aluminum Umbrella Base
50 lbs.

Fits 1.5" dia. pole.

M9851 80 lbs.

Available in all finishes.



M9650D Dark Brown Umbrella Base,
(Polypropylene) 50 lbs.

M9650W White Umbrella Base,
(Polypropylene) 50 lbs.

M9650B Black Umbrella Base,
(Polypropylene) 50 lbs.

Freestanding Not designed for use with dining tables that utilize leg bracing underneath.



M9100 Cast Aluminum Freestanding Umbrella Base with hidden wheels.
22" dia. - Fits 1.5" dia. pole.
100 lbs.

Available in standard finishes.

Note: Does not fit 2" or 2.5" dia. pole.

Freestanding Freestanding Umbrella Bases are not designed for use with dining tables that utilize leg bracing underneath.



(Ships filled with concrete)

AB110-2.0 Aluminum Freestanding Umbrella Base, no wheels,
23" dia. - Fits 1.5" and 2" dia. poles
110 lbs.

AB110-2.5 23" dia. Aluminum Base
Fits 2.5" dia. pole. 110 lbs.

AB160-2.0 23" dia. Aluminum Base
Fits 1.5" and 2.0" dia. pole 160 lbs.

AB160-2.5 23" dia. Aluminum Base
Fits 2.5" dia. pole 160 lbs.

AB175-2.0 23" dia. Aluminum Base
Fits 2.0" dia. pole 175 lbs.

AB175-2.5 23" dia. Aluminum Base
Fits 2.5" dia. pole 175 lbs.

Available in Black, White, Bronze, Silver



(Ships filled with concrete)

ABW110-2.0 Aluminum Freestanding Umbrella Base with hidden wheels
23" dia. - Fits 1.5" and 2" dia. poles
110 lbs.

ABW110-2.5 23" dia. Aluminum Base
Fits 2.5" dia. pole.

Umbrella Base with hidden wheels

ABW175-2.0 23" dia. Aluminum Base w/Wheels
Fits 2.0" dia. pole 175 lbs.

ABW175-2.5 23" dia. Aluminum Base w/wheels
Fits 2.5" dia. pole 175 lbs.

Available in Black, White, Bronze, Silver



M24SSTEEL1.5 Galvanized Steel Plate Base,
24" Square - Fits 1.5" Pole
80 lbs.

Freestanding w/ Wheels
4 Hole Drilled

M24SSTEEL2 Galvanized Steel Plate Base,
24" Square, Fits 2" Pole
80.5 lbs.

Freestanding w/ Wheels
4 Hole Drilled

M24SSTEEL2.5 Galvanized Steel Plate Base
24" Square, Fits 2.5" Pole
80.5 lbs.

Freestanding w/ Wheels
4 Hole Drilled

Available in Black (BKN) and Silver (SLV)
(Powder coated)



M24RSTEEL Galvanized Steel Plate Base,
24" Round, Fits 1.5" Pole, Freestanding
59.5 lbs.

3 Hole Drilled

Available in Black (BKN) and Silver (SLV)
(Powder coated)




M24SSTEEL Galvanized Steel Plate Base,
24" Square, 1.5" Pole, Freestanding
80 lbs.

4 Hole Drilled

Available in Black (BKN) and Silver (SLV)
(Powder coated)

Each umbrella base in the M24 series comes with two umbrella pole sleeves - 13.25" and 7.125" in height.

In-Ground Umbrella Mount Plate



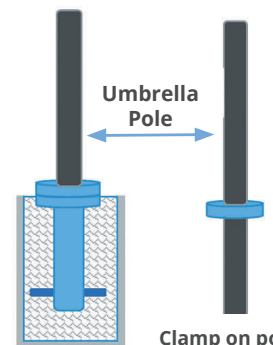
Note: It is highly recommended that when ordering umbrellas to use with in-ground mount to order extra length poles. Add 'XL' to the end of the part number. Ex: 9LPU-XL. (Extension poles are available for Garden, Patio or Market umbrellas)

MT-DECK-AL-2 2" dia. poles

MT-DECK-AL-25 2.5" dia. poles

Overall Inground View

Portion of the mount that is embedded inground is flush with edge



Clamp on pole

Sunscreens

Sunscreen Umbrellas are semi-permanent structures that are durable and can withstand harsh weather conditions. As with any non-permanent umbrella, awning or shade structure, they will need to be taken down when winds reach unsafe conditions. For areas that receive snow, we recommend removing and storing the Sunscreens in a dry, safe, protected environment.



5SQ-SUN

Sunscreen 5' Square Umbrella. Surface Mount.
Ships with umbrella base for use only with Sunscreen umbrella.

30" Square Base
Stationary- NO SWIVEL, NO TILT
One-piece, heavy duty 2" dia. pole
Steel frame
Two aluminum support ribs
Overall height: approx. 96"
Umbrella Weight: 100 lbs.
Base Weight: 200 lbs.



7RCT-SUN

Sunscreen 7' x 5' Rectangle Umbrella. Surface Mount.
Ships with umbrella base for use only with Sunscreen umbrella.

30" Square Base
Stationary- NO SWIVEL, NO TILT
One-piece, heavy duty 2" dia pole
Steel frame
Overall height:
approx. 96 inches
Umbrella Weight: 100 lbs.
Base Weight: 200 lbs.


Sunscreen Fabrics (Fabric number is followed by fabric grade)

6001 B PACIFIC BLUE	6004 B NATURAL	6008 B BLACK	6020 B BEIGE	6023 B AQUAMARINE
6031 C BURGUNDY	6033 B LINEN	6037 B FOREST GREEN	6043 B PERSIAN GREEN	6044 B CHARCOAL GRAY
6046 B CAPTAIN NAVY	6066 C LOGO RED	6075 B CAPRI	6079 B OCEAN BLUE	

Sunscreen Pole, Canopy Frame and Base Finishes

S SILVER	B BLACK
--------------------	-------------------

Frame Finishes




N4 ANTIGUA



***BGE** GLOSS BEIGE



BIS ANTIQUE BISQUE




BKN BLACK




BRZ BRONZE



***CAM** CAMEL



***CEL** CELEDON




CPP COPPER



DRF DRIFTWOOD




JAV JAVA



***LAT** LATTE




MST COASTAL MIST




***OVE** OLIVE



OLY OLYMPIC GOLD




N7 PATINA



SLV SILVER



***SVR** SMOOTH VERDE



SWH SMOOTH WHITE




TPW TEXTURED PEWTER



WTK WEATHERED TEAK




***LMG** LIME GREEN



***ORG** ORANGE



***PUR** PURPLE



***RED** RED



***SKY** SKY BLUE



***YEL** YELLOW



Texacraft purchases the most durable electrostatic polyester powder available to cover the aluminum frames. This polyester powder is sprayed onto the frames which are then sent through a high temperature oven where the powder melts and bakes onto the frame. Combining such high quality finish components with Texacraft's extensive frame preparation process involving numerous cleaning cycles, the Texacraft finish will provide many years of worry free protection to the furniture frame.


*Glides and end caps are not necessarily color matched to finish color. Black, White or Opaque glides and end caps may be used.

Photographs do not necessarily give the exact color representation of the actual frame finish.

Vinyl Colors



22 Mahogany



23 Textured Bronze




26 Textured Olympian



27 Textured Antique Moss



28 Textured White



34 Textured Sandstone



35 Textured Antique Bisque



37 Textured Java



40 Textured Camel



47 Espresso




48 Latte



70S French Blue



89 Yellow



96 Textured Pewter



5101 Burgundy



5102 Beige



5103 Dove Gray




5106 Navy



5107 Royal



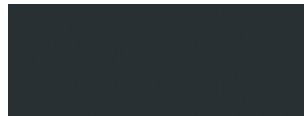
5113 White



5114 Ivory



5120 Sage



5121 Black



5151S Smooth Silver



5152S Emerald



5157S Smooth Verde



5158S Red



5201 Orange



5202 Electric Blue



5203 Lime Green




5204 Lavender/Purple

Colors are shown as accurately as possible. Actual color may vary slightly from color chart shown.

Fiberglass Finishes



G55 White



G56 Ivory



G54 Beige



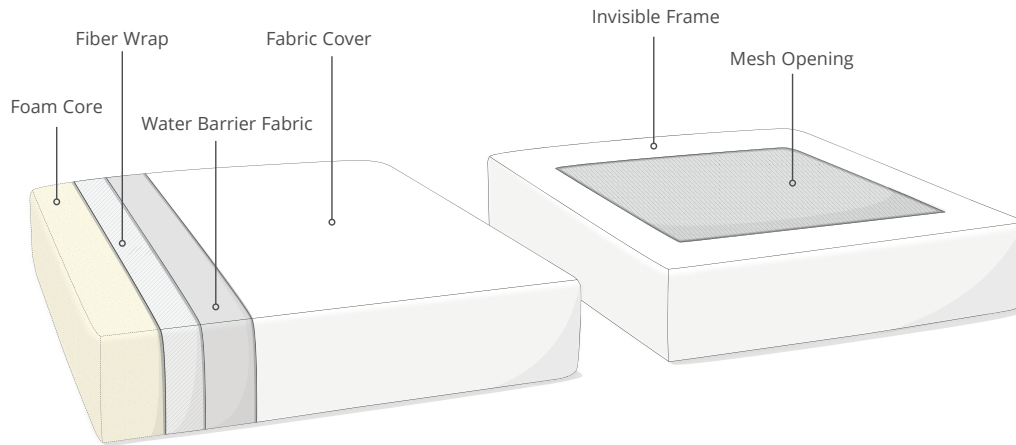
Vinyl strapping available in 250' rolls or in straps pre-cut for easy installation. The vinyl straps are 100% u.v. stabilized virgin vinyl, .110" thick by 2" wide.

Premium Cushion Construction

Texacraft's standard cushions have provided comfort and performance for our customers for many years and will continue to do so far into the future. With the impetus of the outdoor room that continues to grow more and more each year, Texacraft developed a premium cushion to enhance the performance of outdoor cushions.

The premium seat cushions, which bear the brunt of exposure and use as well as the target of prolonged rains, were engineered to shed water and keep your seat cushions dry. Should the outer fabric allow water to penetrate, a specially engineered water barrier fabric, that is sealed around the inner foam and fiber, will redirect the water to exit the bottom of the cushion via an open mesh sling fabric. The premium cushion utilizes a firmer foam to provide a fuller cushion appearance and to prolong the useful life of the cushion.

This premium cushion is an option on most collections and is designated with the model number suffix "P".



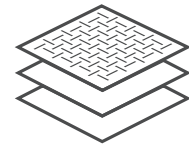
Fabric Cover

Texacraft's fabric offering is extensive with hundreds of fabric to choose from whether 100% acrylic, acrylic blend or PVC coated sling material. Texacraft wants you to create the look you desire. We offer fabrics from the most trusted brands in outdoor fabrics.



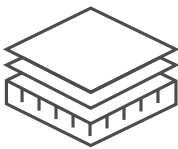
Water Barrier

The water barrier engineering comes from BellBloc® moisture, mold & mildew resistant fabric. The specially engineered fabric repels water around the inner foam structure helping to keep the cushions dry.



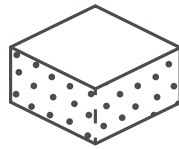
Smart Water Escape

A black, open mesh Textilene® sling fabric is used to allow any penetrating water to escape out the bottom of the cushion. This is a vinyl-coated, polyester fabric with UV inhibitors.



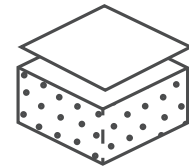
Engineered Comfort

It took the Texacraft team several years of experimentation and testing to develop what we believe is the most effective design to keep outdoor cushions dry. The result is not only functional but also extremely comfortable.



Foam Core

The foam provides overall cushion support and boasts a 1.75-1.95 lbs./cu. Ft. density rating. This foam meets flammability requirements CA.TB117-2013. Firm yet soft, the foam will help extend the useful life of the cushion.



Fiber Wrap

The Polyester fiber wraps the foam core to add full appearance to the look of the fabric covered cushion while adding another element of softness.

Texacraft offers fabrics from the most trustworthy, recognized names in the outdoor fabric industry. All of Texacraft's fabrics are woven in the USA. Our fabrics fall under three main categories - Woven Vinyl, Woven Blends and Woven Acrylics.


Woven Vinyl — “Mesh” fabric for sling buckets as well as cushions and umbrellas. Woven Vinyl fabrics are created from durable, resilient PVC-coated polyester yarns. These fabrics are extremely strong and flexible (with minimal stretch) so they won't sag or tear under pressure. Being coated in PVC vinyl, the fabric is created to withstand all kinds of weather, is water resistant, and can withstand harsh UV rays.

Woven Blends — Much the same material as Woven Vinyl but WITH the addition of acrylic threads. The acrylic thread component adds some softness to the fabric that tailors very well for cushions and umbrellas.

Woven Acrylics — These outdoor fabrics are made of 100% solution-dyed acrylic fiber yarns. The fibers are saturated with color and UV-stabilized pigments before they are spun into yarn. This means the pigment goes all the way through the fibers and the color stays true over time. Acrylic fabrics have the feel of indoor fabrics but are specially formulated for outdoor use. These fabrics are excellent choices for cushions, pillows and umbrellas.

In addition, Texacraft accepts COM.

Woven Vinyls - Grade A For Sling, Cushion and Umbrella except where noted.




001 STRAW MATT
PHIFERTEX®
GRADE A




003 LANAI
PHIFERTEX®
GRADE A




005 POMPASS GRASS
PHIFERTEX®
GRADE A




012 SHELBY
PHIFERTEX®
GRADE A




013 COBALT TWEED
PHIFERTEX®
GRADE A




014 PLUM TWEED
PHIFERTEX®
GRADE A




015 TRIXIE STRIPE
PHIFERTEX®
GRADE A



019 STACK STONE
PHIFERTEX®
GRADE A



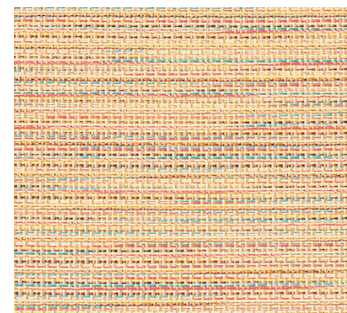
020 STACK BRICK
PHIFERTEX®
GRADE A



027 CLAY SKY
PHIFERTEX®
GRADE A




032 SPICE
PHIFERTEX®
GRADE A




034 ATRIUM
PHIFERTEX®
GRADE A


Woven Vinyls - Grade A For Sling, Cushion and Umbrella except where noted.




035 CARNIVAL
PHIFERTEX®
GRADE A




047 OCEAN
PHIFERTEX®
GRADE A




052 BERMUDA WICKER
PHIFERTEX®
GRADE A




059 AMALFI
PHIFERTEX®
GRADE A




061 SARASA BLUE
PHIFERTEX®
GRADE A




064 ROCKBROOK
TEXTILENE®
GRADE A




123 AQUA MARINE
TEXTILENE®
GRADE A




124 MYAN TEAL
TEXTILENE®
GRADE A




125 RED
TEXTILENE®
GRADE A




127 JADE
TEXTILENE®
GRADE A




128 HONEY
TEXTILENE®
GRADE A




129 MERIDIAN
TEXTILENE®
GRADE A




135 ATLANTIC DRIFT
TEXTILENE®
GRADE A



138 GO GREEN
TEXTILENE®
GRADE A




142 DELRAY STRIPE POOLSIDE
PHIFERTEX®
GRADE A




145 LEMON YELLOW
PHIFERTEX®
GRADE A


Woven Vinyls - Grade A For Sling, Cushion and Umbrella except where noted.




146 ROYAL BLUE
PHIFERTEX®
GRADE A




147 GARDEN GREEN
PHIFERTEX®
GRADE A




150 NAVY PIER
PHIFERTEX®
GRADE A




153 DUPIONE POOLSIDE
PHIFERTEX®
GRADE A




159 WINDSOR STRIPE SPA
PHIFERTEX®
GRADE A




176 ROYAL PURPLE
TEXTILENE®
GRADE A




203 BROWN DERBY
PHIFERTEX®
GRADE A




***214 MOSS WICKER**
TEXTILENE®
GRADE A




217 MADERA NICKEL
PHIFERTEX®
GRADE A




227 TURQUOISE STONE
PHIFERTEX®
GRADE A




242 SADDLESTITCH MATRIX
PHIFERTEX®
GRADE A




***269 CANE WICKER BRONZE**
PHIFERTEX®
GRADE A




277 EARTH MULTI
PHIFERTEX®
GRADE A



280 TRELLIS STONE
PHIFERTEX®
GRADE A




281 TRELLIS MOSS
PHIFERTEX®
GRADE A




408 WHITE ON WHITE PACKED STRIPE
TEXTILENE®
GRADE A

* Not recommended for cushions. Not available for padded sling.

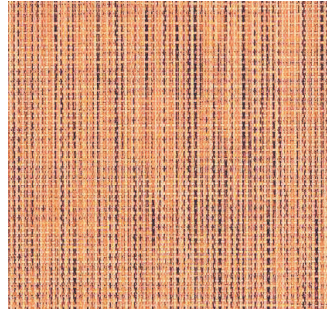
Woven Vinyls - Grade A For Sling, Cushion and Umbrella except where noted.




412 ESPECIA
PHIFERTEX®
GRADE A




413 COCONUT
PHIFERTEX®
GRADE A




416 NEGRIL TWEED
PHIFERTEX®
GRADE A




424 EARTHTONE GRASSCLOTH
TEXTILENE®
GRADE A




457 EARTHTONE BASKETWEAVE
TEXTILENE®
GRADE A




463 BLUE BLUSH
TEXTILENE®
GRADE A




464 TITANIUM
TEXTILENE®
GRADE A




480 BURLAP
TEXTILENE®
GRADE A




481 OYSTER PEARL
PHIFERTEX®
GRADE A




482 BARNWOOD
PHIFERTEX®
GRADE A




483 GLISTEN SILVER
TEXTILENE®
GRADE A




507 UMBER PINSTRIPE
TEXTILENE®
GRADE A




866 WHITE MESH
PHIFERTEX®
GRADE A



913 BLACK MESH
PHIFERTEX®
GRADE A




914 SNAPPY ORANGE
PHIFERTEX®
GRADE A




915 METALLIC SALSA
PHIFERTEX®
GRADE A

* Not recommended for cushions. Not available for padded sling.


Woven Vinyls - Grade A For Sling, Cushion and Umbrella except where noted.




921 PEWTER MESH
PHIFERTEX®
GRADE A



923 SILVER MESH
PHIFERTEX®
GRADE A



924 JAVA MESH
PHIFERTEX®
GRADE A




925 BRONZE PATINA MESH
PHIFERTEX®
GRADE A


Woven Vinyls - Grade B




927 COASTLINE
PHIFERTEX®
GRADE A



966 NAPA
PHIFERTEX®
GRADE A




002 PRIA TWEED
PHIFERTEX®
GRADE B




016 ARMOUR
TEXTILENE®
GRADE B


Woven Vinyls - Grade B For Sling, Cushion and Umbrella except where noted.



017 OVERLAY
TEXTILENE®
GRADE B



024 TANGO DUST
PHIFERTEX®
GRADE B




025 TANGO TAUPE
PHIFERTEX®
GRADE B




028 GREY SCREEN
PHIFERTEX®
GRADE B




029 DUPIONE CREAM
PHIFERTEX®
GRADE B



***030 LITE TAUPE BASKETWEAVE**
TEXTILENE®
GRADE B




031 BLUE WILLOW
PHIFERTEX®
GRADE B




033 TEAL TRACK
PHIFERTEX®
GRADE B

* Not recommended for cushions. Not available for padded sling.


Woven Vinyls - Grade B For Sling, Cushion and Umbrella except where noted.




036 NAVY REED
PHIFERTEX®
GRADE B




038 KIWI REED
PHIFERTEX®
GRADE B




040 BLUE BLUSH REED
PHIFERTEX®
GRADE B



042 FUSCHSIA
PHIFERTEX®
GRADE B




048 JEWEL
PHIFERTEX®
GRADE B




049 BALDWIN
PHIFERTEX®
GRADE B




051 KONA STRIPE
PHIFERTEX®
GRADE B




054 BLUE LAGOON
TEXTILENE®
GRADE B




055 SUNFLOWER
TEXTILENE®
GRADE B




057 SICILIAN BIRCH
PHIFERTEX®
GRADE B




058 MADRAS MARSH
PHIFERTEX®
GRADE B




060 KOZO MONO
PHIFERTEX®
GRADE B




062 BROADWAY
TEXTILENE®
GRADE B



063 GRANITE STONE
TEXTILENE®
GRADE B




***079** MATTE CANE WEAVE GRAY
PHIFERTEX®
GRADE B




***080** MATTE CANE WEAVE NAVY
PHIFERTEX®
GRADE B

* Not recommended for cushions. Not available for padded sling.


Woven Vinyls - Grade B For Sling, Cushion and Umbrella except where noted.




081 MELANGE
PHIFERTEX®
GRADE B




083 DUPIONE GRAY
PHIFERTEX®
GRADE B




***084** MATTE MULTI-BLUE
CANE WEAVE
PHIFERTEX®
GRADE B




085 THAI RATTAN
PHIFERTEX®
GRADE B




086 DUPIONE ORANGE
PHIFERTEX®
GRADE B




088 AQUA TRELLIS
TEXTILENE®
GRADE B




089 TINY TEAL
TEXTILENE®
GRADE B




***090** MONTEGO
PHIFERTEX®
GRADE B




091 CARATAO STEEL
PHIFERTEX®
GRADE B




092 BECKOM BLEND
PHIFERTEX®
GRADE B




093 CARATAO BASIL
PHIFERTEX®
GRADE B




094 ROMA DOVE
PHIFERTEX®
GRADE B




137 SEABREEZE
TEXTILENE®
GRADE B



205 GRAY RUSH
PHIFERTEX®
GRADE B




***248** QUEST GOLD
PHIFERTEX®
GRADE B




462 WHEAT MAT
TEXTILENE®
GRADE B

* Not recommended for cushions. Not available for padded sling.

Woven Vinyls - Grade C For Sling, Cushion and Umbrella except where noted.




095 SACHELL
TEXTILENE®
GRADE C



096 GOLD RUSH
TEXTILENE®
GRADE B




097 LYNX
TEXTILENE®
GRADE B




098 LOWLAND GRASS
TEXTILENE®
GRADE B

Woven Blends - Grade A Sling, Cushion and Umbrella




065 PUEBLO-GRANITE
SUNBRELLA®
GRADE A




066 MOMENTS-NAVY
SUNBRELLA®
GRADE A




069 PUEBLO-DUNE
SUNBRELLA®
GRADE A



070 AUGUSTINE OASIS
SUNBRELLA®
GRADE A




071 AUGUSTINE SHADOW
SUNBRELLA®
GRADE A




943 DESTINY SAND
SUNBRELLA®
GRADE A

Woven Blends - Grade B Sling, Cushion and Umbrella




****006 SPACE**
SUNBRELLA®
GRADE B




****007 LOGAN GRAPHITE**
SUNBRELLA®
GRADE B

Woven Blends - Grade B Sling, Cushion and Umbrella




****008 SALT**
SUNBRELLA®
GRADE B



****010 SEAGULL**
SUNBRELLA®
GRADE B

Woven Blends - Grade C Sling, Cushion and Umbrella




****011 SOIL**
SUNBRELLA®
GRADE C

**Vision Sling/Padded Sling are the only SLING collections available for use with these Grade B, Grade C Woven Blend fabrics.


Introducing Phifertex® Cushion Fabrics

The eight fabrics below are new Phifertex® Cushion Fabrics- specifically woven to be the perfect combination of comfort, durability and cleanability. These special fabrics have smaller yarns than those traditionally used in vinyl cushions. This allows for a much softer hand than traditional PVC (polyester vinyl coated) woven vinyl fabrics used primarily on sling furniture. These fabrics are NOT made for sling application but they have the same appeal - durable, easy to clean and maintain. No worries about staining. Just simply wash and rinse. The softer hand of the fabric (results from the smaller yarns) provide excellent tailoring results for cushions, pillow and umbrellas. Phifertex® Cushion fabrics are UV resistant and infused with built-in Microban® antimicrobial protection for an added level of defense against damaging bacteria, mold and mildew.


Woven Vinyls - Grade B For Cushion and Umbrella ONLY.




5854 GLACIER
PHIFERTEX®
GRADE B




5855 GRANITE
PHIFERTEX®
GRADE B




5856 CAST CORAL
PHIFERTEX®
GRADE B




5857 INDIGO
PHIFERTEX®
GRADE B




5858 EGG SHELL
PHIFERTEX®
GRADE B



5859 MACAW
PHIFERTEX®
GRADE B




5860 ANTIQUE BEIGE
PHIFERTEX®
GRADE B



5861 ZINC
PHIFERTEX®
GRADE B


Woven Acrylics - Grade A Cushion and Umbrella Not available for padded sling.




170 FIFE PUMICE
SUNBRELLA®
GRADE A



174 FIFE SILT
SUNBRELLA®
GRADE A




398 SPECTRUM DAFFODIL
SUNBRELLA®
GRADE A




495 SPARKLE TERRA
OUTDURA®
GRADE A


Woven Acrylics - Grade A Cushion and Umbrella Not available for padded sling.



496 SPARKLE POTTERY
OUTDURA®
GRADE A




500 JINGA SEA MIST
OUTDURA®
GRADE A




501 SPARKLE POOL
OUTDURA®
GRADE A



502 SKYLINE SEAMIST
OUTDURA®
GRADE A




576 SPARKLE PESTO
OUTDURA®
GRADE A




776 FIFE TEAK
SUNBRELLA®
GRADE A



870 CANVAS MACAW
SUNBRELLA®
GRADE A




871 CANVAS GLACIER
SUNBRELLA®
GRADE A




973 MEMO FLAX
OUTDURA®
GRADE A




975 SOULMATE BRONZE
OUTDURA®
GRADE A




976 SOULMATE TUNDRA
OUTDURA®
GRADE A




2221 CHARCOAL GRAY
SUNBRELLA®
GRADE A




2222 CANVAS TERRACOTTA
SUNBRELLA®
GRADE A



2262 HEAVENLY BLUE
SUNBRELLA®
GRADE A




2269 SPARKLE PEACOCK
OUTDURA®
GRADE A




2327 SPECTRUM DENIM
SUNBRELLA®
GRADE A

Woven Acrylics - Grade A Cushion and Umbrella Not available for padded sling.




2332 MILANO COBALT
SUNBRELLA®
GRADE A




2351 STANTON LAGOON
SUNBRELLA®
GRADE A




2352 STANTON GREYSTONE
SUNBRELLA®
GRADE A




3022 SPARKLE NAUTICAL
OUTDURA®
GRADE A




3033 SPARKLE BALTIC
OUTDURA®
GRADE A




3043 CADET GREY
OUTDURA®
GRADE A




3077 LEMONGRASS CANVAS
OUTDURA®
GRADE A




3108 HOT SHOT RED
OUTDURA®
GRADE A




3117 TRADEWINDS NAUTICAL
OUTDURA®
GRADE A



3121 PURSUIT AQUA
OUTDURA®
GRADE A




3195 DITSY SAPPHIRE
OUTDURA®
GRADE A




3201 DITSY TURQUOISE
OUTDURA®
GRADE A




5083 CAST SHALE
SUNBRELLA®
GRADE A



5087 CAST LAGOON
SUNBRELLA®
GRADE A




5159 CHESTERFIELD SKY
OUTDURA®
GRADE A



5162 CHESTERFIELD HONEY
OUTDURA®
GRADE A


Woven Acrylics - Grade A Cushion and Umbrella Not available for padded sling.




5164 KINZIE STEEL
OUTDURA®
GRADE A



5165 KINZIE COAL
OUTDURA®
GRADE A




5401 CANVAS PACIFIC BLUE
SUNBRELLA®
GRADE A




5403 JOCKEY RED
SUNBRELLA®
GRADE A




5404 CANVAS NATURAL
SUNBRELLA®
GRADE A




5408 CANVAS BLACK
SUNBRELLA®
GRADE A




5410 CANVAS AIR BLUE
SUNBRELLA®
GRADE A




5415 CANVAS MELON
SUNBRELLA®
GRADE A




5416 CANVAS ARUBA
SUNBRELLA®
GRADE A




5417 CANVAS TUSCAN
SUNBRELLA®
GRADE A




5422 CANVAS ANTIQUE BEIGE
SUNBRELLA®
GRADE A




5424 CANVAS SKY
SUNBRELLA®
GRADE A




5426 CANVAS CAPRI
SUNBRELLA®
GRADE A



5436 CANVAS BURGUNDY
SUNBRELLA®
GRADE A




5438 CANVAS BUTTERCUP
SUNBRELLA®
GRADE A




5439 CANVAS NAVY
SUNBRELLA®
GRADE A


Woven Acrylics - Grade A Cushion and Umbrella Not available for padded sling.




5446 CANVAS FOREST GREEN
SUNBRELLA®
GRADE A




5452 CANVAS - SAPPHIRE
SUNBRELLA®
GRADE A




5461 CANVAS TAUPE
SUNBRELLA®
GRADE A



5518 FLANNEL
SUNBRELLA®
GRADE A




5550 LUXE GREY
SUNBRELLA®
GRADE A



5608 SEVILLE SEASIDE
SUNBRELLA®
GRADE A




5764 CANVAS HAZE
SUNBRELLA®
GRADE A



5846 REMIX MUSHROOM
SUNBRELLA®
GRADE A


Woven Acrylics - Grade B Cushion and Umbrella Not available for padded sling.




900 DAZZLE WREN
SUNBRELLA®
GRADE B




902 DAZZLE CADET
SUNBRELLA®
GRADE B




2265 JINGA CAPRI
OUTDURA®
GRADE B




2266 JINGA ROYAL
OUTDURA®
GRADE B




5134 DEEP WATER
SUNBRELLA®
GRADE B



5135 BRIDGE WATER
SUNBRELLA®
GRADE B




5157 SAIL AWAY AQUA
OUTDURA®
GRADE B




5163 STATIC CASHEW
OUTDURA®
GRADE B


Woven Acrylics - Grade B Cushion and Umbrella Not available for padded sling.




5520 MISTY
SUNBRELLA®
GRADE B




5524 SUNSET STRIP
SUNBRELLA®
GRADE B




5528 CLOONEY SULFER
OUTDURA®
GRADE B




5547 DIRECTION STONE
SUNBRELLA®
GRADE B




5548 DIRECTION INDIGO
SUNBRELLA®
GRADE B



5562 DENIM STRIPE
SUNBRELLA®
GRADE B




5564 GREY MULTI
OUTDURA®
GRADE B




5848 RAINDROP
OUTDURA®
GRADE B


Woven Acrylics - Grade C



5849 SAMBA
OUTDURA®
GRADE B



5853 CHIT CHAT
OUTDURA®
GRADE B




2136 SAILCLOTH SEAGULL
SUNBRELLA®
GRADE C




2247 MYSTERY STONE
SUNBRELLA®
GRADE C


Woven Acrylics - Grade C Cushion and Umbrella Not available for padded sling.




2255 METRIX INDIGO
SUNBRELLA®
GRADE C



2257 CONVERSION CITRON
SUNBRELLA®
GRADE C



2261 LACED LAGOON
SUNBRELLA®
GRADE C



5095 HYBRID SKY
SUNBRELLA®
GRADE C


Woven Acrylics - Grade C Cushion and Umbrella Not available for padded sling.




5125 FLURY ONYX
OUTDURA®
GRADE C




5127 PADDOCK PAPIKA
OUTDURA®
GRADE C




5149 LINEN LACE
SUNBRELLA®
GRADE C




5150 LINEN TWEED
SUNBRELLA®
GRADE C




5154 RANDOM MINERAL
SUNBRELLA®
GRADE C




5158 ICE SCREEN
OUTDURA®
GRADE C



5565 CARIBBEAN TEAL
OUTDURA®
GRADE C



5566 TEXTURED CORAL
OUTDURA®
GRADE C



5568 BLUE SCREEN
OUTDURA®
GRADE C



5847 CYCLE SPARROW
SUNBRELLA®
GRADE C




5850 PATHWAY
OUTDURA®
GRADE C


Woven Acrylics - Grade D Cushion and Umbrella Not available for padded sling.




*****257** BLOCKS
BELLA DURA®
GRADE D



2251 REVEAL INDIGO
SUNBRELLA®
GRADE D




2252 GEO HEMP
SUNBRELLA®
GRADE D




2253 TREK HEMP
SUNBRELLA®
GRADE D

***** Not Acrylic** - This is a commercial grade textile created from a proprietary polyolefin solution dyed blended fiber.

Woven Acrylics - Grade D Cushion and Umbrella Not available for padded sling.




2254 CRISSCROSS LIME
SUNBRELLA®
GRADE D




2264 ORION AQUA
OUTDURA®
GRADE D



3194 GEO NAVY
OUTDURA®
GRADE D




5129 MELODY SAPPHIRE
OUTDURA®
GRADE D




5132 FAÇADE BRICK
SUNBRELLA®
GRADE D



5147 COBBLE INDIGO
SUNBRELLA®
GRADE D



5148 COBBLE GREY
SUNBRELLA®
GRADE D



5155 WEATHERED INDIGO
SUNBRELLA®
GRADE D




5300 ARRAY DUNE
SUNBRELLA®
GRADE D




5529 LUMINARY POTTERY
OUTDURA®
GRADE D



5558 SPIRAL STONE
SUNBRELLA®
GRADE D




5703 MIDORI INDIGO
SUNBRELLA®
GRADE D



5748 ESCAPE DENIM
SUNBRELLA®
GRADE D



5759 ARRAY CARIBBEAN
SUNBRELLA®
GRADE D




5842 DUNE HARBOR
SUNBRELLA®
GRADE D




5843 DUNE TERRACOTTA
SUNBRELLA®
GRADE D


Woven Acrylics - Grade D Cushion and Umbrella Not available for padded sling.




5844 WHITTEN SPRING
SUNBRELLA®
GRADE D



5845 WHITTEN TOFFEE
SUNBRELLA®
GRADE D



5851 JOT DOT ELECTRIC
OUTDURA®
GRADE D




5852 JOT DOT TITANIUM
OUTDURA®
GRADE D


Stamskin® Zen from Serge Ferrari Only available for premium cushion construction

Faux' leather indoor/outdoor fabric made with Swiss technology.


Vinyl/Imitation Leather - Grade D Cushion Only Not available for padded sling.



5143 WHITE MARBLE
SERGE FERRARI®
GRADE D



5144 LIGHT BEIGE
SERGE FERRARI®
GRADE D



5145 DARK TAUPE
SERGE FERRARI®
GRADE D



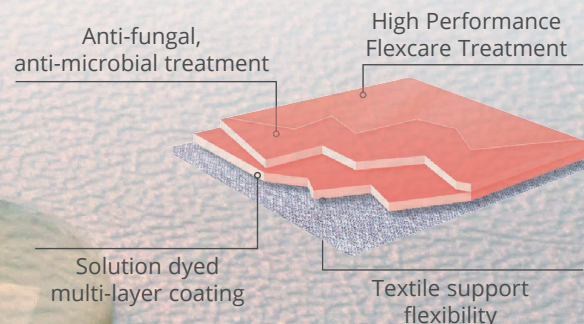
5146 CONCRETE
SERGE FERRARI®
GRADE D

Characteristics

- Waterproof •Very flexible composite structure •Multi-layer coating
- Solution dyed •High performance Flexcare treatment

Benefits

- Protection of foam & fiber from the elements, seat hygiene and durability
- Ease of fabrication, excellent deformation resistance, no folds
- Durability and abrasion resistance - intensive usage
- UV resistance •High resistance to dirt and easy to clean



Replacement Cushions and Optional Pads

Alon



M10011P Premium Dining Chair Pad
20.5" x 39.5" x 1.25"
Fits M81001, M81007, M81014, M81014B



M10012P Premium Lounge Chair Pad
27" x 41.75" x 1.25"
Fits M81002, M18003, M81022



M10009P Premium Chaise Pad
27.5" x 84.75" x 1.25"
Fits M81009



M1881P Premium Seat Pad
20.5" x 19.5" x 1.25"
Fits M81001, M81007, M81014, M81014B



M1882P Premium Lounge Chair Seat Pad
27" x 20.25" x 1.25"
Fits M81002, M18003, M81022



M1888P Premium Ottoman Seat Pad
24" x 21" x 1.25"
Fits M81008

*Array



M1309 Lounge Chair Cushion Set
M1307 Seat
24.5" x 26.5" x 7"
M1306 Back
9.5" x 32.25" x 13.5"
M1308 Arm (one arm -
takes two per chair)
23.75" x 4.25" x 14"
Fits M31004
M1307P Premium Seat Cushion




M1312 Armless Sectional Set
M1311 Seat
26.5" x 27" x 7"
M1310 Back
9" x 27.5" x 9.5"
Fits M31002
M1311P Premium Seat Cushion



M1313 Quarter Round Ottoman
33.5" x 33.5" x 7"
Fits M31038
M1313P Premium Ottoman Cushion



M1314 Square Ottoman Cushion
33.5" x 33.5" x 7"
Fits M31008
M1314P Premium Ottoman Cushion



M1319 Square Corner Cushion Set
M1316 Back Right Cushion
9.5" x 31" x 9.5"
M1317 Square Corner Seat
27" x 27.5" x 7"
M1315 Back Left Cushion
9.5" x 31" x 9.5"
Fits M31032
M1317P Premium Seat Cushion



M1320 Lounge Chair
Ottoman Cushion
20" x 23.5" x 7"
Fits M31028
M1320P Premium Seat Cushion



M1323 Circular Corner Cushion Set
M1322 Seat
27" x 27" x 7"
M1321 Back
9" x 48" x 9.5"
Fits M31033
M1322P Premium Seat Cushion



M1324 Circular Ottoman Cushion
33.5" x 59.5" x 7"
Fits M31058
M1324P Premium Ottoman Cushion



M1328 Curved Double Segment
Cushion Set
M1327 Seat
27.5" x 54.5" x 7"
M1325 Back Right Cushion
7.5" x 30" x 9.5"
M1326 Back Left Cushion
7.5" x 30" x 9.5"
Fits M31052
M1327P Premium Seat Cushion



M1329 Double Left/Right Arm Segment
M1317 Seat
27" x 27.5" x 9.5"
M1315 Back Left Cushion
9.5" x 31" x 9.5"
M1316 Back Right Cushion
9.5" x 31" x 9.5"
M1317P Premium Seat Cushion
M1311 Armless Seat
26.5" x 27" x 7"
M1310 Armless Back
9" x 27.5" x 9.5"
Fits M31035L, M31035R
M1311P Premium Seat Cushion



M1304 Double Chaise Cushion
3-Piece Set
M1301 Seat
48.5" x 50.5" x 4"
M1303 Back Left Cushion
24.5" x 4" x 31.5"
M1302 Back Right Cushion
24.5" x 4" x 31.5"
Fits M31085CS
M1301P Premium Seat Cushion

*To order a Premium Replacement Cushion Set add "P" at the end of the replacement set SKU. Example M1707P

*Coeur d'Alene

M1916 Sofa Set (8 pieces) Set equals (2) M1863, (1) M1852



- M1852** Armless Chair and Sofa Center Set
M1850 Seat 25" x 31.5" x 7.5"
M1851 Back 20.5" x 31" x 6"
 Fits M74002C (Also fits M74003C center seat and back)
M1850P Premium Seat Cushion



- M1863** Left/Right End Chair & Sofa Set
M1853 Seat 25" x 25" x 7.5"
M1851 Back 20.5" x 31" x 6"
M1855 Arm 17" x 25" x 6"
 Fits M74035C, M74003C, M74022C
M1915 Stationary Love Seat Set (6 pieces)
 A set equals (2) M1863
M1853P Premium Seat Cushion



- M1859** Square Corner Set
M1853 Seat 25" x 25" x 7.5"
M1858 Back 20.5" x 30" x 6"
 Fits M74032C
M1853P Premium Seat Cushion



- M1862** Curved Corner Set
M1860 Seat 24.5" x 24.5" x 7.5"
M1861 Back 20.5" x 40.5" x 6"
 Fits M74033C
M1860P Premium Seat Cushion



- M1856** Lounge Chair Set
M1853 Seat 25" x 25" x 7.5"
 Fits M74004C, M74032C, M74035C
M1854 Back 20.5" x 31" x 6"
M1855 Arm 17" x 25" x 6"
 Fits M74004C
M1853P Premium Seat Cushion



- M1867** Dining Chair - Two Piece Set
M1865 Seat 19.5" x 20" x 2"
M1866 Back 20" x 14" x 2"
 Fits M74001C, M74001AC, M74014C, M74014AC, M74014BC, M74014BAC
M1865P Premium Seat Pad



- M1857** Square Ottoman
 32" x 32" x 7.5"
 Fits M74008C
M1857P Premium Ottoman Cushion



- Fits M74038C
M1864P Premium Curved Ottoman Cushion



- M1869** Garden Stool Pad
 18.5" x 16.5" x 2.5"
 Fits M74061C
M1869P Premium Garden Stool Pad



- M1870** Bench Pad (Single)
 28.5" x 16.5" x 2.5"
 Fits M74065C
M1870P Premium Bench Pad

Em



- M1894P** Premium Chaise Lounge Pad
 30.375" x 86.625" x 2.5"
 Fts M8509P



- M2002P** Premium Lounge Cushion Set
M2008P Premium Seat 26.25" x 26.5" x 5.25"
M2009 Back 24.5" x 14.5" x 5"
 Fits M8502P

- M2022P** Premium Love Seat Cushion Set
M2004LP Premium Seat Left 26.25" x 27" x 5.25"
M2005L Back Left 25" x 14.5" x 5"
M2004RP Premium Seat Right 26.25" x 27" x 5.25"
M2005R Back Right 25" x 14.5" x 5"
 Fits M8522P

- M2003P** Premium Sofa Cushion Set
M2004LP Premium Seat Left 26.25" x 27" x 5.25"
M2005L Back Left 25" x 14.5" x 5"
M2004RP Premium Seat Right 26.25" x 27" x 5.25"
M2005R Back Right 25" x 14.5" x 5"
M2006P Premium Center Seat 27.5" x 27" x 5.25"
M2007 Back Center 27.5" x 14.5" x 5"
 Fits M8503P

Chelsea



- M10015P** Premium Seat and Lumbar Cushion
 22.5" x 33.25" x 3"
 Fits M8604P



- M1918P** Premium Seat pad for 20" x 16.375" x 1.75"
 Fits M7001A, M70001, M70014, M70014A, M70014B, M70014BA,



- M1919P** Premium Seat pad for 20" x 19.25" x 1.75"
 Fits M70002



- M1920P** Premium Chaise Lounge
 20" x 83.5" x 1.75"
 Fts M70009

*To order a Premium Replacement Cushion Set add "P" at the end of the replacement set SKU. Example M1707P

***Edge**



M1959 Circular Corner Chair Cushion Set
M1957 Armless Single Unit - Two Piece Set
 Seat 36.5" x 36.5" x 9"
 Back 52" x 17" x 25"
M1958 Fits M34033
M1957P Premium Seat Cushion



M1961 Armless Chair Cushion Set
M1953 Seat 36.5" x 36.5" x 9"
M1960 Back 37" x 10.5" x 25"
 Fits M34002
M1953P Premium Seat Cushion



M1962 Square Ottoman Cushion
 36.5" x 36.5" x 9"
 Fits M34008
M1962P Premium Ottoman Cushion



M1956 Square Corner Chair Cushion Set
M1953 Seat 36.5" x 36.5" x 9"
M1955 Left Back 37" x 10.5" x 25"
M1954 Right Back 37" x 10.5" x 25"
 Fits M34032
M1953P Premium Seat Cushion



M1957 Circular Ottoman Cushion
 36.5" x 36.5" x 9"
 Fits M34038
M1957P Premium Ottoman Cushion



M1965 Circular Outside Corner Cushion Set
M1963 Seat 62.5" x 37.5" x 9"
M1964 Back 23.5" x 12.5" x 25"
 Fits M34034
M1963P Premium Seat Cushion

***Era**



M1528P Curved Corner Cushion Set
M1526P Seat 32" x 32" x 10"
M1527 Back 15" x 44.625" x 7.5"
 Fits M58033



M1525P Square Corner L & R Cushion Set
M1523P Seat 31.625" x 31.625" x 10"
M1524R Back Right 31.625" x 15" x 7.5"
M1524L Back Left 31.625" x 15" x 7.5"
 Fits M58032L & M58032R



M1521P Square Ottoman Cushion
 31.25" x 31.25" x 10"
 Fits M58008



M1522P Rectangular Lounge Ottoman Cushion
 20.125" x 28.125" x 10"
 Fits M58028



M1517P Armless Cushion Set
M1515P Armless Straight Seat Cushion
 31.75" x 31.75" x 10"
M1516 Armless Straight Back Cushion
 31.75" x 15" x 7.5"
 Fits M58002



M1520P Lounge Cushion Set
M1518P Lounge Seat Cushion
 29" x 31.5" x 10"
M1519 Lounge Back Cushion
 38.875" x 15" x 7.5"
 Fits M58004



M1531P Modular L & R Arm Chair Cushion Set
M1529P Modular L & R Arm Chair Seat Cushion
 32" x 32" x 10"
M1530 Modular L & R Arm Chair Back Cushion
 32" x 15" x 7.5"
 Fits M58035R, M58035L



M1532P Curved Ottoman Cushion
 31" x 31" x 10"
 Fits M58038



M1541P Chaise Cushion Set
M1539P Chaise Seat Cushion
 26" x 54.25" x 5"
M1540 Chaise Back Cushion
 26" x 31.5" x 5"
 Fits M58009



M1544P Chaise XL Cushion Set
M1542P Chaise XL Seat Cushion
 37.5" x 54.25" x 5"
M1543 Chaise XL Back Cushion
 37.5" x 31.5" x 5"
 Fits M58069

***To order a Premium Replacement Cushion Set add "P" at the end of the replacement set SKU. Example M1707P**

***Lantana**



M1927 Lounge Chair
Two Piece Set
M1925 Seat 24.5" x 25.5" x 7"
M1926 Back 24.5" x 17" x 7.5"
Fits M75004
M1925P Premium Seat Cushion



M1928 Ottoman Cushion
23.5" x 23" x 6"
Fits M75008
M1928P Premium Ottoman
Cushion



M1934 Armless/Arm Chair,
L/R Two Piece Set
M1932 Seat 28.5" x 26" x 7"
M1933 Back 28.5" x 17" x 7.5"
Fits M75002, M75035L, M75035R
M1932P Premium Seat Cushion



M1938 Corner Chair Square
Three Piece Set
M1935 Seat 26" x 26" x 7"
M1936 Back (Long) 32.5" x 17" x 7.5"
M1937 Back (Short) 27" x 17" x 7.5"
Fits M75032
M1935P Premium Seat Cushion



M1947 Optional Dining Chair Pads Set
Two Piece Set
M1945 Seat 18" x 19" x 2"
M1946 Back 18" x 17" x 2"
Fits M75001, M75014, M75014B
M1945P Premium Pad



M1952 Grande Lounger
Ottoman Cushion
60.5" x 30" x 7.5"
Fits M75068
M1952P Premium Cushion



M1951 Grande Lounger Cushion
Two Piece Set
M1949 Seat 60" x 26.5" x 7.5"
M1950 Back 59.5" x 7.5" x 18"
Fits M75062
M1949P Premium Cushion



M1948 Lantana Chaise
Pad Lounge
79.5" x 23.5" x 4"
Fits M75009
M1948P Premium Cushion



M1966 Chaise Lounge
Head Pillow
19.5" x 10" x 5"
Fits M75009

M1924 Sofa Set (2)M1929, (2)M1930, (1)M1922, (1)M1923
M1931 Love Seat (2)M1929, (2)M1930



M1931 Love Seat - Two Piece Set
M1929 Seat 24.5" x 24.5" x 7"
M1930 Back 24.5" x 17" x 7.5"
Fits M75003, M75022
M1929P Premium Cushion

M1922 Center Seat 24.5" x 23" x 7"
M1923 Center Back 24.5" x 17" x 7.5"
Fits M75003
M1922P Premium Cushion

***Meza**



M1845 Chair Pad
19.5" x 20" x 3.5"
Fits M5601, M5601A,
M5605, M5605B,
M5607
M1845P Premium Chair Pad



M1849 Stool Pad
19" x 16" x 2"
Fits M5694, M5694B
M1849P Premium Stool Pad



M1846 Side Bench Pad
64" x 18.5" x 3.5"
Fits M9665-BE
M1846P Premium Side
Bench Pad



M1847 End Bench Pad
29.5" x 18.5" x 3.5"
Fits M9630-BE
M1847P Premium End Bench Pad

***Nexus**



M1701 Seat Pad
21" x 19.5" x 3.5"
Fits M77001, M77001D,
M77093, M77093B,
M77093BD
M1701P Premium Cushion



M1710 Chaise Head Pillow
27" x 9.5" x 5"
Fits M77009, M77069,
M77009D, M77069D



M1972 Barrel Chair Cushion
25" dia. x 3.5"
Fits M77081, M77081D
M1972P Premium Cushion



M1971 Side Table/Stool Cushion
17.5" dia. x 2.5"
Fits M77086, M77086D
M1971P Premium Cushion

***To order a Premium Replacement Cushion Set add "P" at the end of the replacement set SKU. Example M1707P**

***Nexus**



- M1707** Corner Sectional Set
- M1760** Corner Sectional Seat
26.5" x 26.5" x 5"
- M1705** Corner Sectional
Long Back
14" x 31.25" x 4"
- M1706** Corner Sectional
Short Back
14" x 28" x 4"
- Fits M77032, M77032D
- M1760P** Premium Cushion



- M1704** Armless Sectional Set
- M1702** Armless Sectional Seat
26.5" x 26.5" x 5"
- M1703** Armless Sectional Back
26.5" x 14" x 4"
- Fits M77002, M77022, M77022A,
M77004, M77002D, M77022D,
M77022AD, M77004D, M77003,
M77003D
- M1702P** Premium Cushion



- M1708** Ottoman
Sectional Seat
26.5" x 26.5" x 5"
- Fits M77008,
M77008D
- M1708P** Premium Cushion



- M1709** Chaise Lounge Pad -
One Piece
80" x 27" x 3.5", 51" Hinge
- Fits M77009, M77009D,
M77069, M77069D
- M1709P** Premium Cushion



- M1970** Backless Bar Stool Seat Pad
21.5" x 18.5" x 3.5"
- Fits M77094, M77094B,
M77094D, M77094BD
- M1970P** Premium Cushion



- M1944** Ultra Ottoman Cushion
51" x 28" x 5.5"
- Fits M77088, M77088D
- M1944P** Premium Cushion



- M1943** Ultra Lounge Cushion
51" x 29" x 5.5"
- Fits M77082, M77085,
M77082D, M77085D
- M1943P** Premium Cushion



- M1942** Grande Lounger Ottoman
51" x 34" x 5.5"
- Fits M77068
- M1942R** Grande Lounger Ottoman
52" x 34" x 5.5"
- Fits M77068D, M77068R
- M1942P** Premium Cushion
- M1942RP** Premium Cushion



- M1941R** Grand Lounger Cushions Set
- M1939R** Seat 52" x 27" x 5.5"
- M1940R** Back 51.5" x 15" x 5"
- Fits M77062R, M77062D
- M1939RP** Premium Cushion



- M1941** Grand Lounger Cushions Set
- M1939** Seat 51" x 27" x 5.5"
- M1940** Back 50.5" x 15" x 5"
- Fits M77062
- M1939P** Premium Cushion



- M1711** Quarter Ottoman Cushion
34" x 34" x 4.5"
- Fits M77038
- M1711P** Premium Cushion



- M1716** Quarter Circle with Back Cushion Set
- M1713** Seat Left Cushion
25.5" x 45.5" x 4.5"
- M1712** Back Left Cushion
7.5" x 48" x 14.5"
- M1715** Seat Right Cushion
4.5" x 45.5" x 25.5"
- M1714** Back Right Cushion
7.5" x 48" x 14.5"
- Fits M77033
- M1713P** Premium Cushion
- M1715P** Premium Cushion



- M1720** Quarter Circle
without Back Cushion Set
- M1717** Seat Left
34" x 49" x 27"
- M1719** Seat Right
34" x 49" x 27"
- Fits M77030
- M1717P** Premium Cushion
- M1719P** Premium Cushion

***To order a Premium Replacement Cushion Set add "P" at the end of the replacement set SKU. Example M1707P**

*Southern Cay



- M1752** Dining Cushion - Two Piece Set
M1750 Seat 22" x 23" x 4"
M1751 Back 19.5" x 23" x 4"
 Fits M36001
M1750P Premium Cushion



- M1755** Lounge Cushion - Two Piece Set
M1753 Seat 25" x 26" x 5"
M1754 Back 19.5" x 26" x 5"
 Fits M36002, M36003, M36022
M1753P Premium Cushion



- M1759** Ottoman Cushion 22.5" x 23" x 4"
 Fits M36008
M1759P Premium Cushion



- M1758** Chaise Lounge Cushion - Two Piece Set
M1756 Seat 50.5" x 25" x 3.5"
M1757 Back 33" x 25" x 3.5"
 Fits M36009
M1756P Premium Cushion


*Southern Cay Modular



- M1804** Armless Single Unit - Two Piece Set
M1802 Seat 33.5" x 35" x 7"
M1803 Back 10" x 35" x 12"
 Fits M35002, M35022
M1802P Premium Cushion



- M1807** Lounge Cushion with Arms - Two Piece Set
M1805 Seat 30" x 30" x 6"
M1806 Back 10" x 31" x 12"
 Fits M35004
M1805P Premium Cushion



- M1811** Corner Unit - Three Piece Set
M1816 Seat 33.5" x 35.5" x 7"
M1809 Right Back 10" x 35" x 12"
M1810 Left Back 10" x 35" x 12"
 Fits M35032
M1816P Premium Cushion



- M1814** Circular Corner Unit - Two Piece Set
M1812 Seat 33.5" x 33.5" x 6"
M1813 Back 10.5" x 46" x 12"
 Fits M35033
M1812P Premium Cushion



- M1808** Square Ottoman 35" x 35" x 6"
 Fits M35008
M1808P Premium Cushion



- M1815** Circular Ottoman 35" x 35" x 6"
 Fits M35038
M1815P Premium Cushion



- M1819** Quarter Circle with Back Cushion Set
M1817 Seat 52.5" x 33" x 6"
M1818 Back 50.5" x 8.25" x 12"
 Fits M35034
M1817P Premium Cushion

Structure



- M1342** Lounge Chair Cushion Set
M1340 Seat 23.375" x 24.75" x 5.75"
M1341 Back 20.5" x 24.75" x 7.5"
 Fits M28002, M28022, M28003
M1340P Premium Cushion



- M1343** Lounge Ottoman Cushion 25.5" x 24.75" x 5.75"
 Fits M28008
M1343P Premium Cushion



- M1344** Chaise Lounge Cushion Set 79" x 29" x 4.5"
 Fits M28009
M1344P Premium Cushion

***To order a Premium Replacement Cushion Set add "P" at the end of the replacement set SKU. Example M1707P**

Seascape



M1891P Premium Seat Pad
19.5" x 20.5" x 1.25"
Fits M82001, M82007,
M82010, M82014,
M82014B



M10013P Premium Chaise Pad
25" x 83" x 1.25"
Fits M82009



M1244 Lounge Cushion Set
M1243 Seat 26" x 26" x 6"
M1242 Back 12" x 26" x 6"
Fits M32004, M32002, M32003
M32022, M32035L, M32035R
M1243P Premium Cushion



M1248 Ottoman
26.5" x 27.5" x 5.5"
Fits M32008
M1248P Premium Cushion

*Vibe



M1252 Right Corner Unit Cushion Set
M1251 Seat cushion 26" x 26" x 6"
M1250 Arm cushion 12" x 25.5" x 6.5"
M1249 Back cushion 12" x 25.5" x 6.5"
Fits M32032R
M1251P Premium Cushion



M1256 Left Corner Unit Cushion Set
M1255 Seat cushion 26" x 26" x 6"
M1254 Arm cushion 12" x 25.5" x 6.5"
M1253 Back cushion 12" x 25.5" x 6.5"
Fits M32032L
M1255P Premium Cushion



M1245 Chaise Lounge Cushion Set
78" x 25.5" x 3.5"
49.5" Hinge
Fits M32009
M1245P Premium Cushion

Universal Pillows



M985 Throw Pillow
18" Square
with Welt
18" x 18" x 6"



M987 Throw Pillow
16" Square
with Welt
16" x 16" x 6"



M991 Throw Pillow
14" Square
with Welt
14" x 14" x 6"



M993 Throw Pillow
24" Square
with Welt
24" x 24" x 10"



M984 Throw Pillow
18" Square
without Welt
18" x 18" x 6"



M986 Throw Pillow
16" Square
without Welt
16" x 16" x 6"



M990 Throw Pillow
14" Square
without Welt
14" x 14" x 6"



M992 Throw Pillow
24" Square
without Welt
24" x 24" x 10"



M988 Lumbar Pillow
10" x 24" Lumbar
without Welt
10" x 24" x 6"



M989 Lumbar Pillow
10" x 24" Lumbar
with Welt
10" x 24" x 6"



M999 Chaise Lounge Head Pillow
10" x 24" x 6"
Two wrap-around Velcro straps
For sling and strap Chaises only

*To order a Premium Replacement Cushion Set add "P" at the end of the replacement set SKU. Example M1707P

Regular Furniture Maintenance

Fine outdoor furniture deserves exceptional care. Aluminum outdoor furniture can be enjoyed for many years when well maintained. Wash the furniture with a solution of mild detergent and water, rinse with clear water and dry thoroughly. A clear automobile wax can be applied to smooth frame finishes to provide better protection against harmful ultraviolet exposure and salt air. DO NOT use any kind of wax, abrasive materials or strong detergents on select finishes.

To vinyl, strap and sling seating surfaces, apply a quality vinyl protectant to guard against the effects of air pollution, salt air build-up, and mildew growth. Wash outdoor cushions with a solution of mild detergent and water and thoroughly rinse with clear water. Allow cushions to air dry completely.

For best protection, perform this maintenance two to three times a year, although these durable materials can be safely cleaned as often as desired.

Light stains can be removed with a solution of mild detergent and water, rinsed with clear water and dried thoroughly. Mildew and heavy stains can be removed with a quality commercial outdoor furniture cleaner and protectant.

Note: Some suntan and sun block products may be harmful to cushions, sling and vinyl and straps. Do not allow such products to come in contact with any seating surfaces to avoid deep penetrating stains, which are not covered under warranty.

Do not steam or use water at temperatures above 100°F when washing.

Note: Be careful to keep the cleaner from contact with the cushions of your furniture, as it will cause discoloration. Do not use bleach on printed acrylic fabrics. Do not use solvent-type materials on woven vinyl, woven blend or ultra woven blend fabrics as they will damage the yarns. Do not use chlorine based cleaners.

Terms and Conditions

Prices

All unit prices and discounts are subject to change without notice.

Routing

Unless specific routing is requested, all shipments will be routed at the discretion of our traffic department.

Claims

If there is apparent damage to the containers and furniture, this must be noted on the freight bill at the time of delivery. If concealed damage and/or shortages to containers is discovered when cartons are unpacked, the common carrier must be notified immediately and a claim form filed to collect damages. All damages and/or shortages must be reported within fifteen (15) days of delivery.

Returns

No returns will be accepted unless authorized in advance by the factory and returned freight prepaid. Special return authorization labels must be utilized on all returns.

Rights Reserved

We may, from time to time, make changes in some items we offer. Texacraft® reserves the right to make product changes in design, material and specification or to make product changes without incurring liability or obligation with reference to similar products previously manufactured.

Warranty

Refer to website or contact your sales representative for further information.

Green Statement

As global awareness grows in the importance of protecting our planet, Texacraft®, as part of Brown Jordan International, Inc., is continually seeking opportunities to move forward in our efforts of environmental responsibility.

Refer to website or contact your sales representative for further information.

Indoff reserves the right to make minor design changes or modifications and to discontinue finish color, strap color, fabrics or styles without notice. Measurements given are approximate.

©2024 Winston Furniture Company of Alabama. All rights reserved.



Select Locations Photography

Hotel Valley Ho, Scottsdale, Arizona
 Mountain Shadows, Paradise Valley, Arizona

Esplanade Lake Club – Taylor Morrison, Ft Myers, Florida
 Kiwi Tennis Club, Indian Harbor Beach, Florida
 Bainbridge Mission Pointe, Lake Nona, Florida
 Florida Polytechnic University, Lakeland, Florida
 Frigates Melbourne Waterfront Bar and Grill, Melbourne, Florida
 The King Center for The Performing Arts, Melbourne, Florida
 Southgate Towers Apartments, Miami Beach, Florida
 Bellasera Resort, Naples, Florida
 The Alibi at Lake Lilly, Ocoee, Florida
 SkyHouse Orlando, Orlando, Florida
 Exploration Tower, Port Canaveral, Florida
 Loews Don CeSar Hotel, St. Petersburg Beach, Florida
 LaCita Golf & Country Club, Titusville, Florida

Coeur d'Alene Resort, Coeur d'Alene, Idaho

The Lake Club - Lake Las Vegas, Henderson, Nevada
 The Revere Golf Club, Henderson, Nevada
 Viera Condominiums, Lake Las Vegas, Henderson, Nevada

Cleveland Clinic Lou Ruvo Center for Brain Health
 Keep Memory Alive Event Center, Las Vegas, Nevada
 The Ogden Luxury Condominiums, Downtown Las Vegas, Nevada
 SouthShore Golf Club, Lake Las Vegas, Nevada
 Southern Highlands Golf Club, Las Vegas, Nevada
 The LINQ Promenade, Las Vegas, Nevada
 The Smith Center for Performing Arts, Las Vegas, Nevada
 VideoPoker.com, Las Vegas, Nevada

SkyHouse Houston, Houston, Texas

Marquis Los Cabos, San Jose del Cabo, Baja California Sur, Mexico
 Pueblo Bonito Rose Golf & Spa, Cabo San Lucas, Baja California Sur, Mexico
 Villa Pacific West, Private Residence, Pedregal, Cabo San Lucas, Mexico
 Villa Serena at Blue Sea, Private Residence, San Jose del Cabo, Mexico
 Welk Resort Cabo Sirena del Mar, Cabo San Lucas, Baja California Sur, Mexico
 Casa China Blanca, Private Residence, Punta De Mita, Mexico
 Four Seasons Resort, Punta Mita, Mexico
 Los Veneros Residences, Pacifico Building, Punta Mita, Nay., Mexico
 Restaurant, Sayulita, Mexico

The information in this catalog is presented as accurately as possible.
 Any information deemed incorrect is the result of human error and was unintentional.



Doug Silva

Phone 925 518-2144 or 512 879-6290

doug.silva@indoff.com

www.indoffwestcoast.com